


Delta Sky Way Program II

Data Received Through: June 30, 2023 - Data Source: Contractor's LCP Tracker Report


Prime Contractor: Hensel Phelps

| Subcontractor Name | Reported Community Sponsorships |  HIRE LAX Graduates | Total Impact Workers | Total Impact and Local Workers | Total Workers | Local Hire % (Headcount) |
|------------------------------------|---------------------------------|---|----------------------|--------------------------------|---------------|--------------------------|
| JLM Installations, Inc | 0 | 0 | N/A | 1 | 1 | 100.0% |
| Won-Door Corporation | 0 | 0 | N/A | 1 | 1 | 100.0% |
| Bielski Specialties Services, Inc. | 0 | 0 | N/A | 2 | 2 | 100.0% |
| XL Fire Protection | 0 | 0 | N/A | 2 | 2 | 100.0% |
| Streamline Integration | 0 | 0 | N/A | 9 | 12 | 75.0% |
| El Prado Cleaning Service | 0 | 0 | N/A | 41 | 56 | 73.2% |
| Lejend Corporation | 0 | 0 | N/A | 2 | 3 | 66.7% |
| T&M Construction | 0 | 0 | N/A | 4 | 6 | 66.7% |
| Valley Dispatch Inc. | 0 | 0 | N/A | 8 | 12 | 66.7% |
| BT Trucking, Inc | 0 | 0 | N/A | 12 | 18 | 66.7% |
| 24 Hours Sweeping Inc | 0 | 0 | N/A | 7 | 11 | 63.6% |
| Assa Abloy Entrance Systems US Inc | 0 | 0 | N/A | 7 | 11 | 63.6% |
| EER, Inc. | 0 | 0 | N/A | 7 | 11 | 63.6% |
| Final Cleaning Solutions | 0 | 0 | N/A | 26 | 41 | 63.4% |
| Fryman Management Inc | 0 | 0 | N/A | 5 | 8 | 62.5% |
| Riselo Engineering Solutions, Inc. | 0 | 0 | N/A | 11 | 18 | 61.1% |
| Wagner Engineering & Survey Inc. | 0 | 0 | N/A | 10 | 18 | 55.6% |
| Monzon & Son Enterprises | 0 | 0 | N/A | 46 | 83 | 55.4% |
| Direct AV | 0 | 0 | N/A | 16 | 29 | 55.2% |
| Bapko Metal, Inc | 0 | 0 | N/A | 8 | 15 | 53.3% |
| Crown Fence | 0 | 0 | N/A | 11 | 21 | 52.4% |
| Az-Tec Erectors | 0 | 0 | N/A | 1 | 2 | 50.0% |
| Bill Glore Inc | 0 | 0 | N/A | 1 | 2 | 50.0% |
| Coast Building Products | 0 | 0 | N/A | 1 | 2 | 50.0% |

Delta Sky Way Program II

Data Received Through: June 30, 2023 - Data Source: Contractor's LCP Tracker Report


Prime Contractor: Hensel Phelps

| Subcontractor Name | Reported Community Sponsorships |  HIRE LAX Graduates | Total Impact Workers | Total Impact and Local Workers | Total Workers | Local Hire % (Headcount) |
|---|---------------------------------------|--|-------------------------|-----------------------------------|---------------|-----------------------------|
| Imperial Specialty Contracting, Inc | 0 | 0 | N/A | 1 | 2 | 50.0% |
| Lawrence W Rosine Co. | 0 | 0 | N/A | 1 | 2 | 50.0% |
| Sign Industries Incorporated | 0 | 0 | N/A | 1 | 2 | 50.0% |
| 3531 Trucking Inc | 0 | 0 | N/A | 2 | 4 | 50.0% |
| Evan Corporation dba Evan Fall Protection | 0 | 0 | N/A | 2 | 4 | 50.0% |
| Giroux Glass, Inc. | 0 | 0 | N/A | 2 | 4 | 50.0% |
| BEI Construction, Inc. | 0 | 0 | N/A | 17 | 36 | 47.2% |
| Safe Scaffolding | 0 | 0 | N/A | 7 | 15 | 46.7% |
| Masonry Concepts, Inc | 0 | 0 | N/A | 21 | 49 | 42.9% |
| Cosco Fire Protection, Inc. | 0 | 0 | N/A | 25 | 59 | 42.4% |
| Standard Drywall, Inc | 0 | 0 | N/A | 43 | 103 | 41.7% |
| Bird Constructors, Inc | 0 | 0 | N/A | 5 | 12 | 41.7% |
| Limbach Company LP | 0 | 0 | N/A | 5 | 12 | 41.7% |
| CSI Electrical Contractors, Inc. | 0 | 0 | N/A | 7 | 17 | 41.2% |
| Bill Carr Surveys, Inc. | 0 | 0 | N/A | 4 | 10 | 40.0% |
| Hensel Phelps Construction Co | 8 | 8 | N/A | 88 | 221 | 39.8% |
| San-Mar Construction Co Inc | 0 | 0 | N/A | 36 | 92 | 39.1% |
| GecTwo Inc | 0 | 0 | N/A | 63 | 162 | 38.9% |
| Woodbridge Glass Incorporated | 0 | 0 | N/A | 10 | 26 | 38.5% |
| Condon Jonson & Associates, Inc | 0 | 0 | N/A | 25 | 66 | 37.9% |
| Environmental Construction Group | 0 | 0 | N/A | 56 | 148 | 37.8% |
| Griffith Company | 0 | 0 | N/A | 66 | 176 | 37.5% |
| Matrix Environmental, Inc. | 0 | 0 | N/A | 53 | 148 | 35.8% |
| Morrow Meadows Corporation | 0 | 0 | N/A | 154 | 435 | 35.4% |
| Building Electronic Controls | 0 | 0 | N/A | 6 | 17 | 35.3% |

Delta Sky Way Program II

Data Received Through: June 30, 2023 - Data Source: Contractor's LCP Tracker Report


Prime Contractor: Hensel Phelps

| Subcontractor Name | Reported Community Sponsorships |  HIRE LAX Graduates | Total Impact Workers | Total Impact and Local Workers | Total Workers | Local Hire % (Headcount) |
|---|---------------------------------------|--|-------------------------|-----------------------------------|---------------|-----------------------------|
| Bonas Company | 0 | 0 | N/A | 1 | 3 | 33.3% |
| Contract Décor, Inc. | 0 | 0 | N/A | 1 | 3 | 33.3% |
| NRW Trucking Inc | 0 | 0 | N/A | 1 | 3 | 33.3% |
| L2 Specialties, Inc | 0 | 0 | N/A | 2 | 6 | 33.3% |
| CR Insulation | 0 | 0 | N/A | 9 | 27 | 33.3% |
| Shotcrete Structures, Inc | 0 | 0 | N/A | 9 | 27 | 33.3% |
| GGG Demolition, Inc. | 0 | 0 | N/A | 33 | 99 | 33.3% |
| Pan-Pacific Mechanical, LLC | 0 | 0 | N/A | 45 | 135 | 33.3% |
| Anning Johnson Company | 0 | 0 | N/A | 19 | 59 | 32.2% |
| SME Steel | 0 | 0 | N/A | 42 | 132 | 31.8% |
| Nevell Group Inc | 0 | 0 | N/A | 72 | 227 | 31.7% |
| Malcolm Drilling Company | 0 | 0 | N/A | 13 | 41 | 31.7% |
| Concrete Coring Company | 0 | 0 | N/A | 12 | 39 | 30.8% |
| BrandSafway Services | 0 | 0 | N/A | 35 | 114 | 30.7% |
| Quality Production Services | 0 | 0 | N/A | 34 | 111 | 30.6% |
| Infinity Drywall Contracting, Inc. | 0 | 0 | N/A | 15 | 49 | 30.6% |
| Morrow Meadows Corporation (2) | 0 | 0 | N/A | 95 | 314 | 30.3% |
| Washington Iron Works | 1 | 1 | N/A | 23 | 79 | 29.1% |
| Brymax Construction Services | 0 | 0 | N/A | 35 | 121 | 28.9% |
| The LKR Group, Inc | 0 | 0 | N/A | 2 | 7 | 28.6% |
| ISEC, Inc. | 0 | 0 | N/A | 40 | 140 | 28.6% |
| Rosendin Electric | 0 | 0 | N/A | 15 | 53 | 28.3% |
| Best Contracting Services Inc | 0 | 0 | N/A | 39 | 138 | 28.3% |
| Gerdau Reinforcing Steel / CMC Rebar West | 0 | 0 | N/A | 39 | 138 | 28.3% |
| Premier Tile & Marble | 0 | 0 | N/A | 20 | 72 | 27.8% |

Delta Sky Way Program II

Data Received Through: June 30, 2023 - Data Source: Contractor's LCP Tracker Report


Prime Contractor: Hensel Phelps

| Subcontractor Name | Reported Community Sponsorships |  HIRE LAX Graduates | Total Impact Workers | Total Impact and Local Workers | Total Workers | Local Hire % (Headcount) |
|--|---------------------------------------|--|-------------------------|-----------------------------------|---------------|-----------------------------|
| Performance Contracting Inc. | 0 | 0 | N/A | 89 | 322 | 27.6% |
| Vertical Access, Inc | 0 | 0 | N/A | 16 | 58 | 27.6% |
| Southwest Steel of California, Inc. | 0 | 0 | N/A | 43 | 158 | 27.2% |
| Murray Company | 0 | 0 | N/A | 82 | 318 | 25.8% |
| Johnson & Turner Painting Co., Inc | 0 | 0 | N/A | 12 | 47 | 25.5% |
| Xcel Mechanical System Inc. | 0 | 0 | N/A | 13 | 51 | 25.5% |
| ARB, Inc. | 0 | 0 | N/A | 21 | 83 | 25.3% |
| Karcher Firestopping, Inc | 0 | 0 | N/A | 1 | 4 | 25.0% |
| McKeon Door West Inc | 0 | 0 | N/A | 1 | 4 | 25.0% |
| Zolnay Insulation Inc | 0 | 0 | N/A | 1 | 4 | 25.0% |
| Centerline Concrete Cutting | 0 | 0 | N/A | 2 | 8 | 25.0% |
| Hill Crane Service, Inc | 0 | 0 | N/A | 2 | 8 | 25.0% |
| Site Solution Services, Inc. | 0 | 0 | N/A | 2 | 8 | 25.0% |
| Smoke Guard California, Inc | 0 | 0 | N/A | 2 | 8 | 25.0% |
| Rouch Rebar, Inc. | 0 | 0 | N/A | 3 | 12 | 25.0% |
| Signature Flooring, Inc | 0 | 0 | N/A | 4 | 16 | 25.0% |
| Granite Construction Company | 0 | 0 | N/A | 46 | 189 | 24.3% |
| Shoring Engineers | 0 | 0 | N/A | 12 | 50 | 24.0% |
| Borbon, Inc | 0 | 0 | N/A | 5 | 21 | 23.8% |
| Gonsalves & Santucci Inc DBA Conco Pumping | 0 | 0 | N/A | 6 | 26 | 23.1% |
| ABT Transport & Equipment, Inc | 0 | 0 | N/A | 8 | 35 | 22.9% |
| DSM Construction, Inc. | 0 | 0 | N/A | 5 | 22 | 22.7% |
| So-Cal Insulation | 0 | 0 | N/A | 2 | 9 | 22.2% |
| Power One, LLC | 0 | 0 | N/A | 8 | 36 | 22.2% |
| Commercial Scaffolding Of CA | 0 | 0 | N/A | 7 | 32 | 21.9% |

Delta Sky Way Program II

Data Received Through: June 30, 2023 - Data Source: Contractor's LCP Tracker Report


Prime Contractor: Hensel Phelps

| Subcontractor Name | Reported Community Sponsorships |  HIRE LAX Graduates | Total Impact Workers | Total Impact and Local Workers | Total Workers | Local Hire % (Headcount) |
|---|---------------------------------------|--|-------------------------|-----------------------------------|---------------|-----------------------------|
| West Coast Firestopping, Inc | 0 | 0 | N/A | 13 | 61 | 21.3% |
| Otis Elevator Company | 0 | 0 | N/A | 15 | 71 | 21.1% |
| Koppl Pipeline Services, Inc. | 0 | 0 | N/A | 1 | 5 | 20.0% |
| Architectural Design & Signs, Inc. | 0 | 0 | N/A | 2 | 10 | 20.0% |
| Goss Construction | 0 | 0 | N/A | 2 | 10 | 20.0% |
| Genesis Floor Covering, Incf. | 0 | 0 | N/A | 4 | 21 | 19.0% |
| Drill Tech Drilling | 0 | 0 | N/A | 8 | 43 | 18.6% |
| Coast Building Products | 0 | 0 | N/A | 4 | 22 | 18.2% |
| Southern California Grading, Inc. | 0 | 0 | N/A | 6 | 34 | 17.6% |
| Badger Daylighting Corp | 0 | 0 | N/A | 11 | 64 | 17.2% |
| Brundage Bone DBA JLS Pumping | 0 | 0 | N/A | 8 | 47 | 17.0% |
| Comet Electric | 0 | 0 | N/A | 1 | 6 | 16.7% |
| Mike Payne and Associates, Inc | 0 | 0 | N/A | 1 | 6 | 16.7% |
| R.J. Lalonde Inc | 0 | 0 | N/A | 1 | 6 | 16.7% |
| Smith-Emery Company | 0 | 0 | N/A | 5 | 30 | 16.7% |
| Corradini Corp | 0 | 0 | N/A | 10 | 62 | 16.1% |
| NorCal Pipeline Services, Inc. | 0 | 0 | N/A | 3 | 19 | 15.8% |
| PGC Construction Inc | 0 | 0 | N/A | 2 | 13 | 15.4% |
| Konstruktors Inc. | 0 | 0 | N/A | 1 | 7 | 14.3% |
| PG Cutting Services | 0 | 0 | N/A | 1 | 7 | 14.3% |
| Kamran Metalworks, Inc. | 0 | 0 | N/A | 2 | 14 | 14.3% |
| EthosEnergy Field Services, LLC | 0 | 0 | N/A | 7 | 51 | 13.7% |
| Air Balance Co, Inc. | 0 | 0 | N/A | 2 | 15 | 13.3% |
| Karcher Insulation Systems, Inc (Sub to Pan-Pacific Mechanical) | 0 | 0 | N/A | 2 | 16 | 12.5% |
| Connor Concrete Cutting and Coring | 0 | 0 | N/A | 4 | 34 | 11.8% |

Delta Sky Way Program II

Data Received Through: June 30, 2023 - Data Source: Contractor's LCP Tracker Report


Prime Contractor: Hensel Phelps

| Subcontractor Name | Reported Community Sponsorships |  HIRE LAX Graduates | Total Impact Workers | Total Impact and Local Workers | Total Workers | Local Hire % (Headcount) |
|---|---------------------------------------|--|-------------------------|-----------------------------------|---------------|-----------------------------|
| Mr. Crane Inc | 0 | 0 | N/A | 11 | 103 | 10.7% |
| Service West | 0 | 0 | N/A | 1 | 10 | 10.0% |
| Herrick Corporation | 1 | 1 | N/A | 4 | 41 | 9.8% |
| Marina Landscape, Inc | 0 | 0 | N/A | 1 | 14 | 7.1% |
| Cell-Crete Corporation | 0 | 0 | N/A | 1 | 15 | 6.7% |
| Integrity Rebar Places | 0 | 0 | N/A | 2 | 30 | 6.7% |
| WGJ Enterprise, Inc dba PCI | 0 | 0 | N/A | 1 | 21 | 4.8% |
| PCI | 0 | 0 | N/A | 1 | 25 | 4.0% |
| Schindler Elevator Corporation | 0 | 0 | N/A | 1 | 25 | 4.0% |
| Black Falcon Transportation | 0 | 0 | N/A | 0 | 1 | 0.0% |
| Burros Backhoe Service | 0 | 0 | N/A | 0 | 1 | 0.0% |
| Conco Pumping | 0 | 0 | N/A | 0 | 1 | 0.0% |
| David L Addison Inc DBA Addison Equipment Rental | 0 | 0 | N/A | 0 | 1 | 0.0% |
| GQ Trucking Inc | 0 | 0 | N/A | 0 | 1 | 0.0% |
| Harper's Backhoe Services, Inc. dba Harper Equipment Rental | 0 | 0 | N/A | 0 | 1 | 0.0% |
| Merli Concrete Pumping | 0 | 0 | N/A | 0 | 1 | 0.0% |
| Pro Installations Inc. DBA Prospectra Contract Flooring | 0 | 0 | N/A | 0 | 1 | 0.0% |
| TDC Trucking Inc | 0 | 0 | N/A | 0 | 1 | 0.0% |
| TJD Trucking Inc | 0 | 0 | N/A | 0 | 1 | 0.0% |
| Vaca Skip Loader Grading Services LLC | 0 | 0 | N/A | 0 | 1 | 0.0% |
| Cali USA Acoustics Inc. | 0 | 0 | N/A | 0 | 2 | 0.0% |
| Crane Rental Services | 0 | 0 | N/A | 0 | 2 | 0.0% |
| Exsell Sales Associates | 0 | 0 | N/A | 0 | 2 | 0.0% |
| Foster Flooring | 0 | 0 | N/A | 0 | 2 | 0.0% |
| Inspection Resources Co | 0 | 0 | N/A | 0 | 2 | 0.0% |

Delta Sky Way Program II

Data Received Through: June 30, 2023 - Data Source: Contractor's LCP Tracker Report


Prime Contractor: Hensel Phelps

| Subcontractor Name | Reported Community Sponsorships |  HIRE LAX Graduates | Total Impact Workers | Total Impact and Local Workers | Total Workers | Local Hire % (Headcount) |
|---|---------------------------------------|--|-------------------------|-----------------------------------|---------------|-----------------------------|
| Karcher Interior Systems, Inc | 0 | 0 | N/A | 0 | 2 | 0.0% |
| Mike Prlich and Sons, Inc | 0 | 0 | N/A | 0 | 2 | 0.0% |
| Penhall Compancy (Sub to Concrete Coring) | 0 | 0 | N/A | 0 | 2 | 0.0% |
| R.P.I. Trucking Inc | 0 | 0 | N/A | 0 | 2 | 0.0% |
| Skycon Inc | 0 | 0 | N/A | 0 | 2 | 0.0% |
| Straight Up Surveying | 0 | 0 | N/A | 0 | 2 | 0.0% |
| The Door Crew, Inc. | 0 | 0 | N/A | 0 | 2 | 0.0% |
| Ground Penetrating Radar System, LLC | 0 | 0 | N/A | 0 | 3 | 0.0% |
| Magna Transporation Group | 0 | 0 | N/A | 0 | 3 | 0.0% |
| Miller Equipment Co, Inc | 0 | 0 | N/A | 0 | 3 | 0.0% |
| Nold's Equipment, Inc. | 0 | 0 | N/A | 0 | 3 | 0.0% |
| Premier Interior Dev., Inc. | 0 | 0 | N/A | 0 | 3 | 0.0% |
| Anbessaw Consulting, Inc dba The Quality Firm | 0 | 0 | N/A | 0 | 4 | 0.0% |
| Centerline Concrete Cutting (Cosco) | 0 | 0 | N/A | 0 | 4 | 0.0% |
| Anglemyer Crane Rental | 0 | 0 | N/A | 0 | 5 | 0.0% |
| Matt-Chlor, Inc | 0 | 0 | N/A | 0 | 5 | 0.0% |
| RMA Group | 0 | 0 | N/A | 0 | 5 | 0.0% |
| RMA Group | 0 | 0 | N/A | 0 | 5 | 0.0% |
| Savala Equipment Company Inc dba Savala Equipment Renta | 0 | 0 | N/A | 0 | 5 | 0.0% |
| C.A. Buchen Corp | 0 | 0 | N/A | 0 | 6 | 0.0% |
| Climatec | 0 | 0 | N/A | 0 | 8 | 0.0% |
| NMN Construction, Inc | 0 | 0 | N/A | 0 | 9 | 0.0% |
| Applied Engineering Concepts | 0 | 0 | N/A | 0 | 10 | 0.0% |
| Lonestar West Services LLC | 0 | 0 | N/A | 0 | 11 | 0.0% |
| Pavement Recycling Systems | 0 | 0 | N/A | 0 | 11 | 0.0% |

Delta Sky Way Program II

Data Received Through: June 30, 2023 - Data Source: Contractor's LCP Tracker Report

Prime Contractor: Hensel Phelps

| Subcontractor Name | Reported Community Sponsorships |  HIRE LAX Graduates | Total Impact Workers | Total Impact and Local Workers | Total Workers | Local Hire % (Headcount) |
|-------------------------------------|---------------------------------------|---|-------------------------|-----------------------------------|---------------|-----------------------------|
| Reliable Construction Services, LLC | 0 | 0 | N/A | 0 | 15 | 0.0% |
| Guzman Grading & Paving Corp | 0 | 0 | N/A | 0 | 23 | 0.0% |
| | 10 | 10 | N/A | 2122 | 7007 | 30.3% |

LAX PLA Article III, Section 6 Contractor Hiring Obligations - . . . to maximize the employment of qualified local persons residing within the area of the Project, with the goal that at least 30% of each contractor's employees hired under this Agreement shall be either residents of the cities immediately adjacent to LAX or of the City of Los Angeles ("local residents"). Contractors shall develop a hiring plan and maintain records of their compliance efforts.