


## American Airlines T4-5

Data Received Through: February 28, 2021 - Data Source: Contractor's LCP Tracker Report


Prime Contractor: Hensel Phelps Construction Co.

Subcontractor Name	Reported Community Sponsorships	 HIRE LAX Graduates	Total Impact Workers	Total Impact and Local Workers	Total Workers	Local Hire % (Headcount)
24 Hour Sweeping	0	0	N/A	2	2	100.0%
Bielski Specialty Services	0	0	N/A	2	2	100.0%
LA Excavating	0	0	N/A	1	1	100.0%
TEC Management Consultants, Inc.	0	0	N/A	8	11	72.7%
Power Plus	0	0	N/A	5	7	71.4%
Final Cleaning Solutions	0	0	N/A	26	37	70.3%
Rebar Engineering	0	0	N/A	9	15	60.0%
PHL, Inc dba VNSM	0	0	N/A	3	5	60.0%
Direct AV	0	0	N/A	7	13	53.8%
Comet Electric	0	0	N/A	5	10	50.0%
Coast Building Products	0	0	N/A	3	6	50.0%
S E Pipe Line Construction CO	0	0	N/A	3	6	50.0%
G.D. Heil, Inc	0	0	N/A	2	4	50.0%
Koppl Pipeline Services Inc	0	0	N/A	1	2	50.0%
Mega Fixture Installers, Inc.	0	0	N/A	15	32	46.9%
Safe Scaffolding	0	0	N/A	7	15	46.7%
Cosco Fire Protection	0	0	N/A	11	24	45.8%
Top End Constructors DBA Top End Terrazo	0	0	N/A	10	22	45.5%
KDC Inc DBA Dyna Electric	0	0	N/A	9	20	45.0%
ISEC, Inc.	0	0	N/A	22	49	44.9%
Morrow-Meadows Corporation	0	0	N/A	38	88	43.2%
Birdi & Associates Inc	0	0	N/A	6	14	42.9%
The Rosalie Ellen Co DBA Subsurface Imaging	0	0	N/A	3	7	42.9%
Pan Pacific Mechanical LLC	0	0	N/A	11	26	42.3%

## American Airlines T4-5

Data Received Through: February 28, 2021 - Data Source: Contractor's LCP Tracker Report


Prime Contractor: Hensel Phelps Construction Co.

Subcontractor Name	Reported Community Sponsorships	 HIRE LAX Graduates	Total Impact Workers	Total Impact and Local Workers	Total Workers	Local Hire % (Headcount)
Building Electronic Controls, Inc.	0	0	N/A	6	15	40.0%
Infinity Drywall Contracting Inc	1	1	N/A	36	93	38.7%
Concrete Coring Company	0	0	N/A	5	13	38.5%
CSI Electrical Contractors, Inc.	0	0	N/A	6	16	37.5%
Masonry Concepts, Inc.	0	0	N/A	4	11	36.4%
Cupertino Electric, Inc.	0	0	N/A	23	66	34.8%
Condon Jonson & Associates	0	0	N/A	19	55	34.5%
Matrix Environmental	0	0	N/A	24	72	33.3%
Johnson & Turner Painting Co, Inc.	0	0	N/A	5	15	33.3%
Badger Daylighting Corp	0	0	N/A	3	9	33.3%
Ground Penetrating Radar Systems LLC	0	0	N/A	2	6	33.3%
Paulhus Milwork Installation	0	0	N/A	2	6	33.3%
Bigge Crane and Rigging Company	0	0	N/A	1	3	33.3%
Hensel Phelps Construction-AA	0	0	N/A	28	85	32.9%
Performance Contracting, Inc.	0	0	N/A	55	167	32.9%
Washington Iron Works	0	0	N/A	14	45	31.1%
Environmental Construction Group (ECG)	0	0	N/A	25	82	30.5%
Traffic Management Inc.	0	0	N/A	3	10	30.0%
Best Contracting Services	0	0	N/A	8	27	29.6%
Southern California Grading, Inc.	0	0	N/A	7	24	29.2%
Psomas	0	0	N/A	2	7	28.6%
Premier Tile & Marble	0	0	N/A	11	39	28.2%
SASCO	0	0	N/A	11	39	28.2%
Murray Company	0	0	N/A	19	71	26.8%
Signature Flooring, Inc.	0	0	N/A	8	31	25.8%

## American Airlines T4-5

Data Received Through: February 28, 2021 - Data Source: Contractor's LCP Tracker Report


Prime Contractor: Hensel Phelps Construction Co.

Subcontractor Name	Reported Community Sponsorships	 HIRE LAX Graduates	Total Impact Workers	Total Impact and Local Workers	Total Workers	Local Hire % (Headcount)
Sterndahl Enterprises	0	0	N/A	7	28	25.0%
Direct AV	0	0	N/A	2	8	25.0%
Assa Abloy Entrance Systems US Inc	0	0	N/A	1	4	25.0%
Siemens Industry, Inc.	0	0	N/A	1	4	25.0%
Martinez Steel Corp	0	0	N/A	4	17	23.5%
Corradini Corp	0	0	N/A	4	18	22.2%
Otis Elevator	0	0	N/A	6	28	21.4%
Derr and Isbell Construction LLC	0	0	N/A	11	52	21.2%
Critchfield Mechanical Inc of Southern CA	0	0	N/A	14	70	20.0%
Angelus Waterproofing & Restoration, Inc	0	0	N/A	1	5	20.0%
Brymax Construction Services	0	0	N/A	1	5	20.0%
Ethos Energy Field Services LLC	2	2	N/A	10	51	19.6%
Connor Concrete Cutting and Coring	0	0	N/A	4	22	18.2%
Gonsalves & Santucci Inc DBA Conco Pumping	0	0	N/A	2	11	18.2%
Xcel Mechanical System, Inc.	0	0	N/A	3	17	17.6%
Harwood Construction, Inc.	0	0	N/A	1	6	16.7%
Rouch Rebar, Inc.	0	0	N/A	2	14	14.3%
Architectural Glass & Aluminum	0	0	N/A	1	7	14.3%
Commercial Scaffolding of CA Inc.	0	0	N/A	1	8	12.5%
Anning Johnson Company	0	0	N/A	1	11	9.1%
Mr. Crane, Inc	0	0	N/A	2	32	6.3%
Hill Crane Service, Inc.	0	0	N/A	1	18	5.6%
Vertical Access, Inc. (ECG)	0	0	N/A	0	10	0.0%
Architectural Design & Signs, Inc.	0	0	N/A	0	6	0.0%
DSM Construction Inc.	0	0	N/A	0	6	0.0%

## American Airlines T4-5

Data Received Through: February 28, 2021 - Data Source: Contractor's LCP Tracker Report

Prime Contractor: Hensel Phelps Construction Co.

Subcontractor Name	Reported Community Sponsorships	 HIRE LAX Graduates	Total Impact Workers	Total Impact and Local Workers	Total Workers	Local Hire % (Headcount)
Miller Paneling Specialties	0	0	N/A	0	6	0.0%
Commercial Scaffolding of CA	0	0	N/A	0	5	0.0%
JLM Installations Inc.	0	0	N/A	0	5	0.0%
Matt Chlor Inc	0	0	N/A	0	5	0.0%
GMAT Inc DBA Inland Overhead Door Company	0	0	N/A	0	4	0.0%
Preferred Ceilings	0	0	N/A	0	4	0.0%
Skycon, Inc.	0	0	N/A	0	4	0.0%
Air Balance Co, Inc.	0	0	N/A	0	3	0.0%
Karcher Interior Systems, Inc	0	0	N/A	0	3	0.0%
C Below	0	0	N/A	0	2	0.0%
Halco Service Corp dba Halco Testing Services	0	0	N/A	0	2	0.0%
Keenan Doors	0	0	N/A	0	2	0.0%
The Door Crew Inc	0	0	N/A	0	2	0.0%
Fastrack Rentals Inc.	0	0	N/A	0	1	0.0%
Vernes Plumbing Inc.	0	0	N/A	0	1	0.0%
	<b>3</b>	<b>3</b>		<b>616</b>	<b>1932</b>	<b>31.9%</b>

**LAX PLA Article III, Section 6 Contractor Hiring Obligations** - . . . to maximize the employment of qualified local persons residing within the area of the Project, with the goal that at least 30% of each contractor's employees hired under this Agreement shall be either residents of the cities immediately adjacent to LAX or of the City of Los Angeles ("local residents"). Contractors shall develop a hiring plan and maintain records of their compliance efforts.