


Terminal Cores and APM Interface

Data Received Through: June 30, 2020 - Data Source: City's Summary of Hiring Monthly Report


Prime Contractor: Austin Commercial

Subcontractor Name		Reported Community Sponsorships	 HIRE LAX Graduates	Total Impact Workers	Total Local Workers	Total Workers	Local Hire % (Headcount)
Commercial West Group Inc.		0	0	0	5	5	100.0%
Brundage - Bone Concrete Pumping		0	0	0	2	2	100.0%
Lawrence Rosine		0	0	0	2	2	100.0%
Direct AV		0	0	0	1	1	100.0%
24 Hours Sweeping		0	0	1	3	4	75.0%
Fryman Management		0	0	5	14	19	73.7%
TEC Management Consultants Inc.		0	0	9	16	22	72.7%
Alliance Construction		0	0	0	2	3	66.7%
Better Way Plumbing		0	0	0	2	3	66.7%
Birdi Constructors Inc		0	0	2	4	7	57.1%
So Cal Fence		0	0	1	2	4	50.0%
Borbon Incorporated		0	0	1	1	2	50.0%
Corradini Corp	NEW	0	0	0	1	2	50.0%
Comet Electric		0	0	0	10	21	47.6%
Building Electronic Controls, Inc.		0	0	2	4	9	44.4%
Stefan Merli Plasterin Co Inc dba Merli Concrete		0	0	0	4	9	44.4%
Environmental Construction Group, Inc.		0	0	6	20	46	43.5%
Advance Fire Protection Co Inc		0	0	1	2	5	40.0%
Infinity Drywall Contracting Inc		4	4	8	38	103	36.9%
Matrix Environmental, Inc.		0	0	3	25	72	34.7%
Rebar Engineering, Inc		0	0	3	11	32	34.4%
CSA Constructors, Inc.		0	0	1	7	21	33.3%
ISEC, Inc.		0	0	0	7	21	33.3%
KDC Inc DBA Dynaelectric		0	0	2	4	12	33.3%
Limbach Company LP		0	0	1	1	3	33.3%
J Colavin & Son Inc.		0	0	0	4	14	28.6%

Terminal Cores and APM Interface

Data Received Through: June 30, 2020 - Data Source: City's Summary of Hiring Monthly Report


Prime Contractor: Austin Commercial

Subcontractor Name		Reported Community Sponsorships	 HIRE LAX Graduates	Total Impact Workers	Total Local Workers	Total Workers	Local Hire % (Headcount)
Murray Plumbing & Heating Corp		0	0	1	3	11	27.3%
Traffic Management Inc		0	0	1	4	16	25.0%
Xcel Mechanical Systems, Inc		0	0	0	2	8	25.0%
Control Air Conditioning Corporation		0	0	0	7	29	24.1%
G.O. Rodriguez Trucking, Inc	NEW	0	0	1	5	22	22.7%
CSI Electrical Contractors, Inc		0	0	0	2	9	22.2%
Perez Construction Group, Inc.		0	0	1	7	32	21.9%
Streamline Fire Protection, Inc.		0	0	1	2	10	20.0%
ConnorP81, Inc.		0	0	0	1	5	20.0%
Martin Bros/Marcowall Inc	NEW	0	0	0	1	5	20.0%
P S 1 3 G Inc dba Partition Specialties		0	0	0	1	5	20.0%
Service Connected II Inc DBA SC Building Ma		0	0	0	1	5	20.0%
Elite Line Services Inc		0	0	1	3	16	18.8%
Rosendin Electric, Inc.		0	0	4	15	87	17.2%
CMZ Excavation Inc		0	0	0	1	6	16.7%
Jones Sign Co, Inc.		0	0	1	1	6	16.7%
Brandsafway Services		0	0	0	2	13	15.4%
Aldridge Electric Inc dba Aldridge		0	0	1	1	7	14.3%
Western Industrial Contractors		0	0	0	1	7	14.3%
ARB, Inc.		0	0	2	4	38	10.5%
Condon-Johnson & Associates, Inc		0	0	0	2	20	10.0%
California Hi-Tech Floors, Inc		0	0	0	1	11	9.1%
Jordan Drywall Inc		0	0	0	1	11	9.1%
Bragg Investment Co Inc DBA Bragg Crane		0	0	1	4	54	7.4%
Jezowski & Markel Contractors, Inc		0	0	0	1	16	6.3%
Western Allied Corporation		0	0	0	0	18	0.0%
C Below, Inc.		0	0	0	0	11	0.0%
Pacific Architectural Woodworking, Inc.		0	0	0	0	10	0.0%

Terminal Cores and APM Interface

Data Received Through: June 30, 2020 - Data Source: City's Summary of Hiring Monthly Report

Prime Contractor: Austin Commercial

Subcontractor Name		Reported Community Sponsorships	 HIRE LAX Graduates	Total Impact Workers	Total Local Workers	Total Workers	Local Hire % (Headcount)
Performance Contracting, Inc.		0	0	0	0	8	0.0%
Vertical Access Inc.		0	0	0	0	8	0.0%
Cosco Fire Protection, Inc.		0	0	0	0	7	0.0%
Elevators ETC	NEW	0	0	0	0	5	0.0%
Fusion Sign & Design, Inc.		0	0	0	0	4	0.0%
L N A Concrete Estructures Inc		0	0	0	0	4	0.0%
Mr Crane Inc		0	0	0	0	4	0.0%
F3 & Associates, Inc	NEW	0	0	0	0	2	0.0%
Ground Penetrating Radar Systems LLC		0	0	0	0	2	0.0%
Site Solution Services		0	0	0	0	2	0.0%
Veterans Engineering Services Inc.		0	0	0	0	2	0.0%
Air Balance Co		0	0	0	0	1	0.0%
California Construction Labor Services		1	1	0	0	1	0.0%
Stumbaugh & Associates, Inc.		0	0	0	0	1	0.0%
		5	5	61	265	983	27.0%

LAX PLA Article III, Section 6 Contractor Hiring Obligations - . . . to maximize the employment of qualified local persons residing within the area of the Project, with the goal that at least 30% of each contractor's employees hired under this Agreement shall be either residents of the cities immediately adjacent to LAX or of the City of Los Angeles ("local residents"). Contractors shall develop a hiring plan and maintain records of their compliance efforts.