


Midfield Satellite Course North

Data Received Through: September 30, 2019 - Data Source: Contractor's LCP Tracker Report


Prime Contractor: Turner-PCL

Subcontractor Name	Reported Community Sponsorships	 HIRE LAX Graduates	Total Impact Workers	Total Local Workers	Total Workers	Local Hire % (Headcount)
American Air Balance Co., Inc.	0	0	1	2	2	100.0%
Cosco Fire Protection	0	0	0	1	1	100.0%
Global Diversified Voltage Services	0	0	1	1	1	100.0%
Palp Inc., dba Excel Paving Company	0	0	0	1	1	100.0%
L.Riley Trucking	0	0	2	24	31	77.4%
XL Fire Protection	0	0	2	9	13	69.2%
SR BRAY LLC dba Power Plus	0	0	0	2	3	66.7%
Birdi & Associates, Inc.	0	0	3	9	14	64.3%
LA Excavating, Inc. dba Alward Equipment	0	0	4	18	29	62.1%
AGI Marble Company, Inc.	0	0	0	6	10	60.0%
PCL Construction Services - A/TPJV	16	6	12	39	65	60.0%
Control Air Conditioning Corp.	3	1	3	44	80	55.0%
KDC Inc., dba Dynalectric	0	0	9	34	62	54.8%
Building Electronic Controls, Inc.	0	0	3	13	24	54.2%
24 Hour Sweeping, Inc.	0	0	1	7	13	53.8%
Bielski Specialty Services, Inc.	0	0	0	2	4	50.0%
Cor-Ray Painting Co.	0	0	0	6	12	50.0%
Direct AV	0	0	2	7	14	50.0%
Techno Coatings	0	0	0	7	14	50.0%
Thyssenkrupp Airport Systems, Inc.	0	0	1	1	2	50.0%
Glow Electric	0	0	3	6	13	46.2%
SE Pipeline Construction	0	0	2	10	22	45.5%
California Earth Transport, Inc.	0	0	14	71	161	44.1%

Midfield Satellite Course North

Data Received Through: September 30, 2019 - Data Source: Contractor's LCP Tracker Report


Prime Contractor: Turner-PCL

Subcontractor Name	Reported Community Sponsorships	 HIRE LAX Graduates	Total Impact Workers	Total Local Workers	Total Workers	Local Hire % (Headcount)
GEC2	0	0	9	47	107	43.9%
Courtney Inc.	0	0	0	3	7	42.9%
Diversified Production Services, Inc.	0	0	4	12	28	42.9%
West Coast Firestopping, Inc.	0	0	2	6	14	42.9%
TeraBand Technologies, Inc.	1	1	4	24	58	41.4%
Top End Constructors	0	0	0	14	34	41.2%
Comet Electric	0	0	1	16	39	41.0%
ISEC, Inc.	1	1	12	41	102	40.2%
Alert Insulation Co., Inc.	0	0	1	8	20	40.0%
Borbon, Inc.	0	0	4	18	45	40.0%
Conti Corporation	0	0	0	6	15	40.0%
San-Mar Construction Co., Inc.	3	0	4	36	92	39.1%
CSI Electrical Contractors, Inc.	0	0	2	7	18	38.9%
Steve Bubalo Construction Co.	2	0	6	14	36	38.9%
Vellutini Corp dba Royal Electric Company	0	0	1	12	31	38.7%
Infinity Drywall Contracting, Inc.	1	1	0	5	13	38.5%
Helix Electric, Inc.	1	1	17	101	266	38.0%
Alameda Construction Services, Inc.	0	0	3	12	32	37.5%
R&R Masonry, Inc.	0	0	2	12	32	37.5%
Rosendin Electric Inc	0	0	1	3	8	37.5%
Safe Scaffolding	0	0	5	12	32	37.5%
Murrco Construction, Inc.	2	0	3	17	46	37.0%
Blue Iron Foundations & Shoring LLC	0	0	2	4	11	36.4%
Environmental Construction Group, Inc.	0	0	1	12	33	36.4%

Midfield Satelite Course North

Data Received Through: September 30, 2019 - Data Source: Contractor's LCP Tracker Report


Prime Contractor: Turner-PCL

Subcontractor Name	Reported Community Sponsorships	 HIRE LAX Graduates	Total Impact Workers	Total Local Workers	Total Workers	Local Hire % (Headcount)
Muhlhauser Steel, Inc.	0	0	3	22	61	36.1%
Pan-Pacific Mechanical	0	0	0	9	25	36.0%
Taft Electric Company	0	0	7	18	50	36.0%
Tahlequah Steel	0	0	5	18	50	36.0%
Martinez Steel Corporation	0	0	1	29	81	35.8%
PCL Construction B- Tunnel/Concrete	0	0	4	10	29	34.5%
RJ&J Construction, Inc.	0	0	3	10	29	34.5%
Penhall Company	0	0	2	23	67	34.3%
NorthStar Contracting Group, Inc.	0	0	0	12	35	34.3%
Saddleback Waterproofing	0	0	2	12	35	34.3%
Corradini Corp	0	0	1	4	12	33.3%
Northwest Excavating, Inc.	0	0	0	1	3	33.3%
South Coast Specialty Construction	0	0	0	5	15	33.3%
Upland Contracting, Inc.	0	0	0	2	6	33.3%
Valley Waterproofing, Inc.	0	0	0	1	3	33.3%
Granite Construction Company	4	1	26	114	346	32.9%
Best Contracting Services, Inc.	0	0	9	54	166	32.5%
Premier Tile & Marble	0	0	1	11	34	32.4%
Cowelco	1	0	2	9	28	32.1%
Zolnay Insulation, Inc.	0	0	0	9	28	32.1%
Anning-Johnson Company	1	0	4	16	50	32.0%
Concrete Coring Company	0	0	1	8	25	32.0%
Gonsalves & Santucci dba Conco	3	1	14	114	358	31.8%
Crown Fence Co.	0	0	1	14	44	31.8%

Midfield Satellite Course North

Data Received Through: September 30, 2019 - Data Source: Contractor's LCP Tracker Report


Prime Contractor: Turner-PCL

Subcontractor Name	Reported Community Sponsorships	 HIRE LAX Graduates	Total Impact Workers	Total Local Workers	Total Workers	Local Hire % (Headcount)
Mike Zarp, Inc.	0	0	3	13	41	31.7%
Wolverine Fire Protection Co	4	4	7	18	57	31.6%
Malcolm Drilling Co., Inc.	0	0	4	20	66	30.3%
NOR-CAL Pipeline Services	0	0	2	19	63	30.2%
Farwest Insulation Contracting	0	0	2	3	10	30.0%
Gerdau Reinforcing Steel	4	0	9	47	157	29.9%
Griffith Company	2	0	13	69	231	29.9%
Southwest Steel of California, Inc.	0	0	1	17	58	29.3%
McGuire Contracting, Inc.	2	1	8	63	215	29.3%
Performance Contracting, Inc.	0	0	27	97	334	29.0%
Otis Elevator Company	0	0	4	31	107	29.0%
Karcher Insulation, Inc.	0	0	1	2	7	28.6%
LNA Concrete Structures, Inc.	0	0	3	8	28	28.6%
Machado & Sons Construction, Inc.	0	0	1	2	7	28.6%
McDonough Construction Rentals, Inc.	0	0	0	6	21	28.6%
Bagatelos Glass Systems, Inc.	3	1	1	13	46	28.3%
Shoring Engineers	0	0	4	39	139	28.1%
Bryton Engineering & Grading, Inc. dba Premiere	0	0	1	9	34	26.5%
Coast Insulation Contractor, Inc. dba Coast Building Products	0	0	0	5	19	26.3%
A Power Sweeping, Inc.	0	0	0	1	4	25.0%
Brady Company	0	0	2	8	32	25.0%
Crown Corr, Inc.	0	0	2	8	32	25.0%
Kellar Sweeping, Inc.	0	0	0	1	4	25.0%
KM3N-B dba Terra-Petra	0	0	0	1	4	25.0%

Midfield Satellite Course North

Data Received Through: September 30, 2019 - Data Source: Contractor's LCP Tracker Report


Prime Contractor: Turner-PCL

Subcontractor Name	Reported Community Sponsorships	 HIRE LAX Graduates	Total Impact Workers	Total Local Workers	Total Workers	Local Hire % (Headcount)
PG Cutting Services	1	0	0	2	8	25.0%
Silverado Tile and Stone, Inc.	0	0	0	3	12	25.0%
Sterndahl Enterprises, Inc.	0	0	2	10	40	25.0%
Throop Lightweight Fill, Inc.	0	0	0	1	4	25.0%
W.A. Rasic Construction Company, Inc.	0	0	0	2	8	25.0%
Traffic Management, Inc.	0	0	0	5	21	23.8%
Limbach Company LC	0	0	6	34	143	23.8%
Merli Concrete Pumping	0	0	0	4	17	23.5%
Allied Steel Co., Inc.	1	1	4	19	82	23.2%
Sequoia Consultants Inc	0	0	0	3	13	23.1%
Schuff Steel	4	1	9	45	198	22.7%
Applied Engineering Concepts	0	0	0	2	9	22.2%
Karcher Interiors Systems, Inc.	2	2	1	4	18	22.2%
Cleveland Marble LP	0	0	0	7	32	21.9%
Conco Pumping, Inc.	1	0	1	6	28	21.4%
Air Conditioning Control Systems, Inc.	0	0	0	1	5	20.0%
Bill Carr Surveys, Inc.	0	0	0	1	5	20.0%
GeoDesign, Inc.	0	0	2	3	15	20.0%
Nold's Equipment	0	0	1	1	5	20.0%
TechCorr USA Management, LLC	0	0	0	1	5	20.0%
Orange County Plastering Company	1	1	5	12	62	19.4%
Blois Construction, Inc.	2	1	2	10	52	19.2%
Austin Enterprise	0	0	0	8	45	17.8%
Bigge Crane and Rigging Co.	0	0	2	3	17	17.6%

Midfield Satellite Course North

Data Received Through: September 30, 2019 - Data Source: Contractor's LCP Tracker Report


Prime Contractor: Turner-PCL

Subcontractor Name	Reported Community Sponsorships	 HIRE LAX Graduates	Total Impact Workers	Total Local Workers	Total Workers	Local Hire % (Headcount)
Signature Flooring, Inc.	0	0	0	6	34	17.6%
Commercial Scaffolding of CA, Inc.	0	0	0	4	23	17.4%
Rouch Rebar, Inc.	0	0	0	1	6	16.7%
Vertical Access, Inc.	0	0	1	9	55	16.4%
Sign Age Identity Systems, Inc.	0	0	0	2	13	15.4%
RR Leonard Company	0	0	0	1	7	14.3%
Martin Bros./Marcowall, Inc.	0	0	1	2	15	13.3%
RMA Group, Inc.	0	0	1	4	31	12.9%
Martin Integrated	0	0	0	5	39	12.8%
Ampco North, Inc.	0	0	0	1	8	12.5%
Pfeiler & Associates Engineers, Inc.	0	0	0	2	16	12.5%
RJ Lalonde, Inc.	0	0	2	2	16	12.5%
Murray Company	0	0	0	7	65	10.8%
Badger Daylighting	0	0	0	2	19	10.5%
J.R. Construction	0	0	0	1	11	9.1%
Bragg Crane Service	0	0	1	8	91	8.8%
Savala Equipment Company, Inc.	0	0	0	2	23	8.7%
Doty Bros. Construction Co.	0	0	1	1	12	8.3%
Reliable Construction Services, LLC	0	0	0	1	15	6.7%
United Riggers & Erectors, Inc.	0	0	0	1	15	6.7%
Addison Equipment Rental	0	0	0	0	2	0.0%
Antigo Construction, Inc.	0	0	0	0	2	0.0%
ARS Construction Services, Inc. dba Concrete Cutting Intl.	0	0	0	0	2	0.0%
Ayala Boring, Inc.	0	0	0	0	11	0.0%

Midfield Satellite Course North

Data Received Through: September 30, 2019 - Data Source: Contractor's LCP Tracker Report


Prime Contractor: Turner-PCL

Subcontractor Name	Reported Community Sponsorships	 HIRE LAX Graduates	Total Impact Workers	Total Local Workers	Total Workers	Local Hire % (Headcount)
B & I Equipment Rental	0	0	0	0	1	0.0%
BHC Crane, LLC	0	0	0	0	18	0.0%
Cascade Drilling, LP	0	0	0	0	5	0.0%
CATTRAC Construction	0	0	0	0	1	0.0%
Cell Crete Corporation Inc	0	0	0	0	8	0.0%
Century Sweeping, Inc.	0	0	0	0	3	0.0%
Cindy Trump Inc., dba Lindy's Cold Planing	0	0	0	0	2	0.0%
Connor Concrete Cutting and Coring	0	0	0	0	10	0.0%
Crane Rental Service, Inc.	0	0	0	0	42	0.0%
D7 Consulting Inc.	0	0	0	0	6	0.0%
Dean's Certified Welding, Inc.	0	0	0	0	19	0.0%
DSM Construction Inc.	0	0	0	0	1	0.0%
ECCO Equipment Corporation	0	0	0	0	1	0.0%
Electro Construction Corp	0	0	0	0	4	0.0%
Exsell Sales Associates Inc	0	0	0	0	4	0.0%
FasTrack Rentals, Inc.	0	0	0	0	2	0.0%
Fine Grade Equipment, Inc.	0	0	0	0	11	0.0%
G and S Mechanical USA, Inc.	0	0	0	0	5	0.0%
G&F Concrete Cutting, Inc.	0	0	0	0	1	0.0%
Golden State Boring & Pipe Jacking, Inc.	0	0	0	0	4	0.0%
Griffin Contract Dewatering, LLC	0	0	0	0	5	0.0%
Hydraulic Crane LLC	0	0	0	0	5	0.0%
JLM Installation	0	0	0	0	1	0.0%
Karcher Firestopping, Inc.	0	0	0	0	1	0.0%

Midfield Satellite Course North

Data Received Through: September 30, 2019 - Data Source: Contractor's LCP Tracker Report

Prime Contractor: Turner-PCL

Subcontractor Name	Reported Community Sponsorships	 HIRE LAX Graduates	Total Impact Workers	Total Local Workers	Total Workers	Local Hire % (Headcount)
Koppl Pipeline Services, Inc.	0	0	0	0	4	0.0%
L2 Specialties, Inc	0	0	0	0	2	0.0%
Matt Chlor, Inc.	0	0	0	0	3	0.0%
Maxim Crane Works	0	0	0	0	25	0.0%
MB Professional Service, Inc.	0	0	0	0	8	0.0%
Mitsubishi Electric US, Inc.	0	0	0	0	2	0.0%
Mr. Crane, Inc.	0	0	0	0	27	0.0%
Newman Backhoe Service, Inc.	0	0	0	0	5	0.0%
Pavement Recycling Systems	0	0	0	0	1	0.0%
PCI	17	10	0	0	5	0.0%
PSC Industrial Outsourcing LP	0	0	0	0	7	0.0%
Socal Pacific Construction Corp. dba National Coating & Lining Co.	0	0	0	0	11	0.0%
SteelPro Specialties	0	0	0	0	2	0.0%
Straight Up Surveying, Inc	0	0	0	0	2	0.0%
The Door Crew, Inc.	0	0	0	0	4	0.0%
Trademark Hoist Inc	0	0	0	0	3	0.0%
Ultra Welding, Inc.	0	0	0	0	6	0.0%
Warren Collins & Associates, dba Collins Company	0	0	0	0	4	0.0%
WMB & Associates	0	0	0	0	3	0.0%
	83	35	370	2036	6665	30.5%

LAX PLA Article III, Section 6 Contractor Hiring Obligations - . . . to maximize the employment of qualified local persons residing within the area of the Project, with the goal that at least 30% of each contractor's employees hired under this Agreement shall be either residents of the cities immediately adjacent to LAX or of the City of Los Angeles ("local residents"). Contractors shall develop a hiring plan and maintain records of their compliance efforts.