


## Midfield Satellite Course North

Data Received Through: March 31, 2019 - Data Source: Contractor's LCP Tracker Report


Prime Contractor: Turner-PCL

Subcontractor Name		Reported Community Sponsorships	 HIRE LAX Graduates	Total Impact Workers	Total Local Workers	Total Workers	Local Hire % (Headcount)
American Air Balance Co., Inc.		0	0	1	1	1	100.0%
Global Diversified Voltage Services		0	0	1	1	1	100.0%
Palp Inc., dba Excel Paving Company		0	0	0	1	1	100.0%
L.Riley Trucking		0	0	2	24	31	77.4%
SR BRAY LLC dba Power Plus		0	0	0	2	3	66.7%
Birdi & Associates, Inc.	NEW	0	0	2	6	9	66.7%
24 Hour Sweeping, Inc.		0	0	1	7	11	63.6%
PCL Construction Services - A/TPJV		0	0	12	37	61	60.7%
AGI Marble Company, Inc.		0	0	0	3	5	60.0%
LA Excavating, Inc. dba Alward Equipment		0	0	2	12	20	60.0%
XL Fire Protection		0	0	1	6	10	60.0%
Control Air Conditioning Corp.		3	1	3	44	78	56.4%
KDC Inc., dba Dynalectric		0	0	9	34	62	54.8%
Building Electronic Controls, Inc.		0	0	1	9	17	52.9%
Bielski Specialty Services, Inc.		0	0	0	2	4	50.0%
Cor-Ray Painting Co.		0	0	0	6	12	50.0%
CSI Electrical Contractors, Inc.		0	0	0	5	10	50.0%
Direct AV		0	0	2	7	14	50.0%
Techno Coatings		0	0	0	6	12	50.0%
Thyssenkrupp Airport Systems, Inc.		0	0	1	1	2	50.0%
Valley Waterproofing, Inc.		0	0	0	1	2	50.0%
Zolnay Insulation, Inc.		0	0	0	8	17	47.1%
Glow Electric		0	0	3	6	13	46.2%

## Midfield Satellite Course North

Data Received Through: March 31, 2019 - Data Source: Contractor's LCP Tracker Report


Prime Contractor: Turner-PCL

Subcontractor Name		Reported Community Sponsorships	 HIRE LAX Graduates	Total Impact Workers	Total Local Workers	Total Workers	Local Hire % (Headcount)
TeraBand Technologies, Inc.		0	0	3	18	39	46.2%
GEC2		0	0	9	38	83	45.8%
Environmental Construction Group, Inc.		0	0	1	11	25	44.0%
Safe Scaffolding		0	0	5	11	25	44.0%
Alameda Construction Services, Inc.		0	0	2	7	16	43.8%
California Earth Transport, Inc.		0	0	13	69	158	43.7%
ISEC, Inc.		0	0	8	34	79	43.0%
Courtney Inc.		0	0	0	3	7	42.9%
Rosendin Electric Inc		0	0	1	3	7	42.9%
Corradini Corp	NEW	0	0	1	3	7	42.9%
Helix Electric, Inc.		1	1	14	84	203	41.4%
SE Pipeline Construction		0	0	1	7	17	41.2%
Top End Constructors		0	0	0	9	22	40.9%
Conti Corporation		0	0	0	6	15	40.0%
PCL Construction B- Tunnel/Concrete		16	6	3	10	25	40.0%
Comet Electric		0	0	1	15	38	39.5%
Coast Insulation Contractor, Inc. dba Coast Building Products		0	0	0	5	13	38.5%
Infinity Drywall Contracting, Inc.		1	1	0	5	13	38.5%
Farwest Insulation Contracting		0	0	2	3	8	37.5%
Taft Electric Company		0	0	7	16	43	37.2%
Alert Insulation Co., Inc.		0	0	1	7	19	36.8%
San-Mar Construction Co., Inc.		3	0	3	32	87	36.8%
Blue Iron Foundations & Shoring LLC		0	0	2	4	11	36.4%
South Coast Specialty Construction		0	0	0	4	11	36.4%

## Midfield Satellite Course North

Data Received Through: March 31, 2019 - Data Source: Contractor's LCP Tracker Report


Prime Contractor: Turner-PCL

Subcontractor Name	Reported Community Sponsorships	 HIRE LAX Graduates	Total Impact Workers	Total Local Workers	Total Workers	Local Hire % (Headcount)
Bagatelos Glass Systems, Inc.	3	1	1	13	36	36.1%
Tahlequah Steel	0	0	5	18	50	36.0%
Penhall Company	0	0	2	20	56	35.7%
Vellutini Corp dba Royal Electric Company	0	0	1	10	28	35.7%
Murrco Construction, Inc.	2	0	3	16	45	35.6%
Steve Bubalo Construction Co.	2	0	4	12	34	35.3%
Martinez Steel Corporation	0	0	1	27	77	35.1%
R&R Masonry, Inc.	0	0	1	9	26	34.6%
NorthStar Contracting Group, Inc.	0	0	0	12	35	34.3%
Saddleback Waterproofing	0	0	2	12	35	34.3%
Anning-Johnson Company	1	0	5	17	50	34.0%
Granite Construction Company	4	1	24	104	307	33.9%
Air Conditioning Control Systems, Inc.	0	0	0	1	3	33.3%
Northwest Excavating, Inc.	0	0	0	1	3	33.3%
Upland Contracting, Inc.	0	0	0	2	6	33.3%
West Coast Firestopping, Inc.	0	0	1	3	9	33.3%
Cleveland Marble LP	NEW	0	0	2	6	33.3%
RJ&J Construction, Inc.	0	0	3	9	28	32.1%
Cowelco	1	0	2	8	25	32.0%
Gonsalves & Santucci dba Conco	0	0	14	102	320	31.9%
Concrete Coring Company	0	0	1	7	22	31.8%
Malcolm Drilling Co., Inc.	0	0	4	20	63	31.7%
Best Contracting Services, Inc.	0	0	8	47	150	31.3%
McGuire Contracting, Inc.	2	1	8	62	198	31.3%

## Midfield Satellite Course North

Data Received Through: March 31, 2019 - Data Source: Contractor's LCP Tracker Report


Prime Contractor: Turner-PCL

Subcontractor Name	Reported Community Sponsorships	 HIRE LAX Graduates	Total Impact Workers	Total Local Workers	Total Workers	Local Hire % (Headcount)
Signature Flooring, Inc.	0	0	0	5	16	31.3%
Crown Fence Co.	0	0	1	13	42	31.0%
Gerdau Reinforcing Steel	4	0	9	46	152	30.3%
Mike Zarp, Inc.	0	0	3	12	40	30.0%
Otis Elevator Company	0	0	4	28	95	29.5%
Borbon, Inc.	0	0	3	10	34	29.4%
Griffith Company	2	0	12	56	191	29.3%
Southwest Steel of California, Inc.	0	0	1	13	45	28.9%
Karcher Interiors Systems, Inc.	0	0	1	4	14	28.6%
Machado & Sons Construction, Inc.	0	0	1	2	7	28.6%
Martin Bros./Marcowall, Inc.	0	0	1	2	7	28.6%
Pan-Pacific Mechanical	0	0	0	6	21	28.6%
Wolverine Fire Protection Co	4	4	6	13	46	28.3%
Premier Tile & Marble	0	0	1	7	25	28.0%
LNA Concrete Structures, Inc.	0	0	2	6	22	27.3%
McDonough Construction Rentals, Inc.	0	0	0	4	15	26.7%
Performance Contracting, Inc.	0	0	22	66	250	26.4%
Allied Steel Co., Inc.	1	1	4	19	72	26.4%
NOR-CAL Pipeline Services	0	0	2	14	54	25.9%
Shoring Engineers	0	0	3	34	133	25.6%
Muhlhauser Steel, Inc.	0	0	2	12	47	25.5%
Limbach Company LC	0	0	5	30	118	25.4%
A Power Sweeping, Inc.	0	0	0	1	4	25.0%
Applied Engineering Concepts	0	0	0	2	8	25.0%

## Midfield Satellite Course North

Data Received Through: March 31, 2019 - Data Source: Contractor's LCP Tracker Report


Prime Contractor: Turner-PCL

Subcontractor Name	Reported Community Sponsorships	 HIRE LAX Graduates	Total Impact Workers	Total Local Workers	Total Workers	Local Hire % (Headcount)
Crown Corr, Inc.	0	0	2	7	28	25.0%
Karcher Insulation, Inc.	1	1	1	1	4	25.0%
Kellar Sweeping, Inc.	0	0	0	1	4	25.0%
KM3N-B dba Terra-Petra	0	0	0	1	4	25.0%
PG Cutting Services	1	0	0	2	8	25.0%
Silverado Tile and Stone, Inc.	0	0	0	2	8	25.0%
Throop Lightweight Fill, Inc.	0	0	0	1	4	25.0%
Brady Company	0	0	1	7	29	24.1%
Merli Concrete Pumping	0	0	0	4	17	23.5%
Schuff Steel	4	1	9	45	195	23.1%
Bryton Engineering & Grading, Inc. dba Premiere	0	0	1	6	28	21.4%
Conco Pumping, Inc.	4	1	1	6	28	21.4%
Austin Enterprise	0	0	0	7	33	21.2%
Bill Carr Surveys, Inc.	0	0	0	1	5	20.0%
Commercial Scaffolding of CA, Inc.	0	0	0	4	20	20.0%
GeoDesign, Inc.	0	0	2	3	15	20.0%
Nold's Equipment	0	0	1	1	5	20.0%
Rouch Rebar, Inc.	0	0	0	1	5	20.0%
TechCorr USA Management, LLC	0	0	0	1	5	20.0%
W.A. Rasic Construction Company, Inc.	0	0	0	1	5	20.0%
Blois Construction, Inc.	2	1	1	9	48	18.8%
Orange County Plastering Company	1	1	5	9	48	18.8%
Bigge Crane and Rigging Co.	0	0	2	3	17	17.6%
Vertical Access, Inc.	0	0	1	9	51	17.6%

## Midfield Satellite Course North

Data Received Through: March 31, 2019 - Data Source: Contractor's LCP Tracker Report


Prime Contractor: Turner-PCL

Subcontractor Name	Reported Community Sponsorships	 HIRE LAX Graduates	Total Impact Workers	Total Local Workers	Total Workers	Local Hire % (Headcount)
Traffic Management, Inc.	0	0	0	3	18	16.7%
RR Leonard Company	0	0	0	1	7	14.3%
Sterndahl Enterprises, Inc.	0	0	2	5	35	14.3%
Martin Integrated	0	0	0	5	37	13.5%
Ampco North, Inc.	0	0	0	1	8	12.5%
Pfeiler & Associates Engineers, Inc.	0	0	0	2	16	12.5%
RJ Lalonde, Inc.	0	0	2	2	16	12.5%
Badger Daylighting	0	0	0	2	17	11.8%
RMA Group, Inc.	0	0	1	3	26	11.5%
J.R. Construction	0	0	0	1	11	9.1%
Savala Equipment Company, Inc.	0	0	0	2	23	8.7%
Doty Bros. Construction Co.	0	0	1	1	12	8.3%
Murray Company	0	0	0	4	55	7.3%
Reliable Construction Services, LLC	0	0	0	1	14	7.1%
United Riggers & Erectors, Inc.	0	0	0	1	15	6.7%
Bragg Crane Service	0	0	0	3	56	5.4%
Maxim Crane Works	0	0	1	1	22	4.5%
Addison Equipment Rental	0	0	0	0	2	0.0%
Antigo Construction, Inc.	0	0	0	0	2	0.0%
ARS Construction Services, Inc. dba Concrete Cutting IntL.	0	0	0	0	2	0.0%
Ayala Boring, Inc.	0	0	0	0	11	0.0%
BHC Crane, LLC	0	0	0	0	18	0.0%
Cascade Drilling, LP	0	0	0	0	5	0.0%
Cell Crete Corporation Inc	0	0	0	0	8	0.0%

## Midfield Satelite Course North

Data Received Through: March 31, 2019 - Data Source: Contractor's LCP Tracker Report


Prime Contractor: Turner-PCL

Subcontractor Name	Reported Community Sponsorships	 HIRE LAX Graduates	Total Impact Workers	Total Local Workers	Total Workers	Local Hire % (Headcount)
Century Sweeping, Inc.	0	0	0	0	3	0.0%
Cindy Trump Inc., dba Lindy's Cold Planing	0	0	0	0	2	0.0%
Connor Concrete Cutting and Coring	0	0	0	0	8	0.0%
Crane Rental Service, Inc.	0	0	0	0	40	0.0%
Dean's Certified Welding, Inc.	0	0	0	0	15	0.0%
Diversified Production Services, Inc.	0	0	0	0	3	0.0%
FasTrack Rentals, Inc.	0	0	0	0	2	0.0%
Fine Grade Equipment, Inc.	0	0	0	0	11	0.0%
G and S Mechanical USA, Inc.	0	0	0	0	5	0.0%
G&F Concrete Cutting, Inc.	0	0	0	0	1	0.0%
Golden State Boring & Pipe Jacking, Inc.	0	0	0	0	4	0.0%
Griffin Contract Dewatering, LLC	0	0	0	0	5	0.0%
JLM Installation	0	0	0	0	1	0.0%
Karcher Firestopping, Inc.	0	0	0	0	1	0.0%
Koppl Pipeline Services, Inc.	0	0	0	0	4	0.0%
Matt Chlor, Inc.	0	0	0	0	3	0.0%
MB Professional Service, Inc.	0	0	0	0	8	0.0%
Mitsubishi Electric US, Inc.	0	0	0	0	2	0.0%
Mr. Crane, Inc.	0	0	0	0	27	0.0%
Newman Backhoe Service, Inc.	0	0	0	0	4	0.0%
Pavement Recycling Systems	0	0	0	0	1	0.0%
PCI	11	5	0	0	5	0.0%
PSC Industrial Outsourcing LP	0	0	0	0	7	0.0%
Sign Age Identity Systems, Inc.	0	0	0	0	5	0.0%

## Midfield Satellite Course North

Data Received Through: March 31, 2019 - Data Source: Contractor's LCP Tracker Report

Prime Contractor: Turner-PCL

Subcontractor Name		Reported Community Sponsorships	 HIRE LAX Graduates	Total Impact Workers	Total Local Workers	Total Workers	Local Hire % (Headcount)
Socal Pacific Construction Corp. dba National Coating & Lining Co.		0	0	0	0	7	0.0%
Straight Up Surveying, Inc		0	0	0	0	2	0.0%
The Door Crew, Inc.		0	0	0	0	2	0.0%
Ultra Welding, Inc.		0	0	0	0	6	0.0%
Warren Collins & Associates, dba Collins Company		0	0	0	0	4	0.0%
WMB & Associates		0	0	0	0	3	0.0%
DSM Construction Inc.	NEW	0	0	0	0	1	0.0%
Hydraulic Crane LLC	NEW	0	0	0	0	1	0.0%
Sequoia Consultants Inc	NEW	0	0	0	0	5	0.0%
		74	27	325	1742	5685	30.6%

**LAX PLA Article III, Section 6 Contractor Hiring Obligations** - . . . to maximize the employment of qualified local persons residing within the area of the Project, with the goal that at least 30% of each contractor's employees hired under this Agreement shall be either residents of the cities immediately adjacent to LAX or of the City of Los Angeles ("local residents"). Contractors shall develop a hiring plan and maintain records of their compliance efforts.