


Southwest Airlines Terminal 1.5

Data Received Through: June 30, 2019 - Data Source: Contractor's LCP Tracker Report


Prime Contractor: Hensel Phelps

Subcontractor Name	Reported Community Sponsorships	 HIRE LAX Graduates	Total Impact Workers	Total Local Workers	Total Workers	Local Hire % (Headcount)
Util-Locate	0	0	N/A	2	3	66.7%
Morrow-Meadows Corporation (Sub to Siemens)	0	0	N/A	7	13	53.8%
Badger Daylighting Corp	0	0	N/A	1	2	50.0%
Lawrence W Rosine Co	0	0	N/A	2	4	50.0%
Sterndahl Enterprises, Inc.	0	0	N/A	2	4	50.0%
Morrow-Meadows Corporation	0	0	N/A	25	54	46.3%
Hensel Phelps Construction Co	1	1	N/A	30	65	46.2%
Griffith Company	0	0	N/A	11	24	45.8%
Zolnay Insulation, Inc.	0	0	N/A	5	11	45.5%
Cosco Fire Protection, Inc.	0	0	N/A	6	14	42.9%
ISEC, Inc.	0	0	N/A	10	26	38.5%
Performance Contracting	0	0	N/A	15	41	36.6%
SME Steel	0	0	N/A	4	11	36.4%
Gonsalves & Santucci Inc, DBA Conco	0	0	N/A	27	76	35.5%
Aldridge Electric, Inc.	0	0	N/A	10	30	33.3%
Infinity Drywall Contracting, Inc.	0	0	N/A	7	21	33.3%
Tahlequah Rebar Inc.	0	0	N/A	7	21	33.3%
GGG Demolition	0	0	N/A	19	58	32.8%
Gerdau Reinforcing Steel	0	0	N/A	13	40	32.5%
Southern California Grading Inc	0	0	N/A	12	37	32.4%
R.J. & J. Construction, Inc.	0	0	N/A	6	19	31.6%
Nevell Group, Inc.	0	0	N/A	4	13	30.8%
Pan-Pacific Mechanical	0	0	N/A	17	56	30.4%
Murray Company	0	0	N/A	11	37	29.7%
Shoring Engineers	0	0	N/A	25	85	29.4%

Southwest Airlines Terminal 1.5

Data Received Through: June 30, 2019 - Data Source: Contractor's LCP Tracker Report


Prime Contractor: Hensel Phelps

Subcontractor Name		Reported Community Sponsorships	 HIRE LAX Graduates	Total Impact Workers	Total Local Workers	Total Workers	Local Hire % (Headcount)
Comet Electric		0	0	N/A	2	7	28.6%
Rebar Engineering Inc.		0	0	N/A	4	14	28.6%
Jordim Int'l Inc		0	0	N/A	7	25	28.0%
Saddleback Waterproofing		0	0	N/A	5	18	27.8%
NorCal Pipeline Services, Inc.		0	0	N/A	5	19	26.3%
Anning Johnson Company		0	0	N/A	3	12	25.0%
Building Electronic Controls	NEW	0	0	N/A	1	4	25.0%
Corradini Corp		0	0	N/A	2	8	25.0%
Elljay Acoustics		0	0	N/A	1	4	25.0%
Mike Zarp, Inc.		0	0	N/A	2	8	25.0%
Rosendin Electric		0	0	N/A	8	33	24.2%
Centerline Concrete Cutting		0	0	N/A	1	5	20.0%
DSM Construction, Inc.		0	0	N/A	1	5	20.0%
Johnson & Turner Painting Co Inc.		0	0	N/A	1	8	12.5%
Underground Construction Co Inc		0	0	N/A	2	19	10.5%
Commercial Scaffolding of CA		0	0	N/A	2	20	10.0%
Mr. Crane, Inc.		0	0	N/A	1	29	3.4%
Bill Carr Surveys, Inc.		0	0	N/A	0	2	0.0%
Concrete Coring Company (sub to Griffith)		0	0	N/A	0	2	0.0%
Connor Concrete Cutting and Coring		0	0	N/A	0	6	0.0%
Davidson Concrete Cutting, Inc.		0	0	N/A	0	1	0.0%
Masonry Concepts, Inc	NEW	0	0	N/A	0	2	0.0%
Savala Equipment Company, Inc. dba Savala Equipment Rentals		0	0	N/A	0	4	0.0%
West Coast Fire Stopping		0	0	N/A	0	2	0.0%
WMB & Associates, Inc.		0	0	N/A	0	2	0.0%

Southwest Airlines Terminal 1.5

Data Received Through: June 30, 2019 - Data Source: Contractor's LCP Tracker Report

Prime Contractor: Hensel Phelps

Subcontractor Name	Reported Community Sponsorships	 HIRE LAX Graduates	Total Impact Workers	Total Local Workers	Total Workers	Local Hire % (Headcount)
	1	1	0	326	1024	31.8%

LAX PLA Article III, Section 6 Contractor Hiring Obligations - . . . to maximize the employment of qualified local persons residing within the area of the Project, with the goal that at least 30% of each contractor's employees hired under this Agreement shall be either residents of the cities immediately adjacent to LAX or of the City of Los Angeles ("local residents"). Contractors shall develop a hiring plan and maintain records of their compliance efforts.