


LAMP Utilities & Enabling Project (LULEP)

Data Received Through: June 30, 2019 - Data Source: Contractor's LCP Tracker


Prime Contractor: Myers-Griffith

Subcontractor Name	Reported Community Sponsorships	 HIRE LAX Graduates	Total Impact Workers	Total Local Workers	Total Workers	Local Hire % (Headcount)
American Air Balance Co., Inc.	0	0	0	2	2	100.0%
Brundage Bone dba JLS Concrete Pumping	0	0	0	2	2	100.0%
Environmental Construction Group, Inc.	0	0	1	2	2	100.0%
Gonsalves & Santucci Inc. dba Conco Pumping	0	0	0	1	1	100.0%
Karcher Insulation, Inc.	0	0	1	1	1	100.0%
West Coast Firestopping, Inc.	0	0	0	2	2	100.0%
ABC Liovin Drilling, Inc.	0	0	2	5	7	71.4%
Pena Demolition	0	0	0	5	7	71.4%
Anytime Dumping, Inc. dba Anytime Trucking	0	0	17	37	55	67.3%
Commercial Paving & Coating	0	0	0	6	10	60.0%
Steve Bubalo Construction Co	0	0	4	6	10	60.0%
Fryman Management, Inc.	0	0	6	20	35	57.1%
Birdi & Associates, Inc.	0	0	2	5	9	55.6%
Danny Jones Scaffold Co Inc	0	0	1	2	4	50.0%
DTS Company	0	0	0	6	12	50.0%
Izurieta Fence Company, Inc.	0	0	1	9	18	50.0%
Koppl Pipeline Services, Inc	0	0	0	1	2	50.0%
Wagner Engineering & Survey, Inc.	0	0	0	8	17	47.1%
Miranda Logistics Enterprise	0	0	6	35	75	46.7%
24 Hour Sweeping Inc A	0	0	1	5	11	45.5%
Direct A/V	0	0	2	5	11	45.5%
GW Civil Constructors	0	0	1	5	11	45.5%
Cupertino Electric Inc.	0	0	2	7	16	43.8%

LAMP Utilities & Enabling Project (LULEP)

Data Received Through: June 30, 2019 - Data Source: Contractor's LCP Tracker


Prime Contractor: Myers-Griffith

Subcontractor Name	Reported Community Sponsorships	 HIRE LAX Graduates	Total Impact Workers	Total Local Workers	Total Workers	Local Hire % (Headcount)
Associated Ready Mix Concrete Inc.	0	0	4	12	28	42.9%
Axion Group	0	0	0	3	7	42.9%
J.V Land Clearing Co., Inc.	0	0	1	6	14	42.9%
Resource Environmental, Inc.	0	0	2	18	44	40.9%
A1 Management & Inspection, Inc.	0	0	1	2	5	40.0%
Alert Insulation Co., Inc.	0	0	0	4	10	40.0%
Pan-Pacific Mechanical	0	0	0	2	5	40.0%
Rosendin Electric	0	0	3	4	10	40.0%
Terra Pave, Inc.	0	0	1	4	10	40.0%
B & D Equipment Rental, Inc.	0	0	0	14	37	37.8%
Corradini Corp.	0	0	1	4	11	36.4%
GGG Demolition, Inc.	0	0	0	4	11	36.4%
Psomas	0	0	0	4	11	36.4%
Griffith Company	2	1	12	58	161	36.0%
Comet Electric, Inc.	0	0	1	28	78	35.9%
Red Hawk Services	0	0	3	6	17	35.3%
Taft Electric Company	0	0	6	13	37	35.1%
Concrete Coring Company	0	0	1	9	26	34.6%
Myers & Sons Griffith, JV	3	2	9	39	114	34.2%
Building Electronic Controls, Inc.	0	0	0	2	6	33.3%
GAMA Contracting Services, Inc.	0	0	0	2	6	33.3%
Global Modular Inc.	0	0	0	3	9	33.3%
Royal Electric Company	0	0	0	1	3	33.3%
Techniquex, Inc.	0	0	0	2	6	33.3%

LAMP Utilities & Enabling Project (LULEP)

Data Received Through: June 30, 2019 - Data Source: Contractor's LCP Tracker


Prime Contractor: Myers-Griffith

Subcontractor Name	Reported Community Sponsorships	 HIRE LAX Graduates	Total Impact Workers	Total Local Workers	Total Workers	Local Hire % (Headcount)
Versatile Coatings Inc.	0	0	0	4	12	33.3%
Myers & Sons Construction LP	0	0	1	13	41	31.7%
Crown Fence Co	0	0	1	12	38	31.6%
ISEC, Inc.	0	0	2	11	35	31.4%
Matrix Environmental, Inc.	0	0	0	5	17	29.4%
Anderson Charnesky Structural Steel, Inc.	0	0	0	2	7	28.6%
CMB Structures, Inc.	0	0	0	2	7	28.6%
N-U Enterprise	0	0	1	8	28	28.6%
Wilson & Hampton Painting Contractors	0	0	1	2	7	28.6%
ABC Resources	0	0	2	5	18	27.8%
Max Out Inc.	0	0	4	9	34	26.5%
AMPCO Landscape, Inc.	0	0	0	2	8	25.0%
DC Traffic Control	0	0	0	2	8	25.0%
LNA Concrete Structures, Inc.	0	0	0	4	16	25.0%
Mike Hixson Backhoe Service, Inc.	0	0	0	2	8	25.0%
RMA Group, Inc.	0	0	3	5	20	25.0%
SC Building Materials	0	0	1	2	8	25.0%
So-Cal Insulation, Inc.	0	0	1	1	4	25.0%
Twining, Inc	0	0	1	5	22	22.7%
Giroux Glass, Inc.	0	0	0	2	9	22.2%
Meadows Sheet Metal & Air Conditioning, Inc	0	0	2	10	45	22.2%
Blois Construction, Inc.	0	0	4	15	69	21.7%
Cosco Fire Protection, Inc.	0	0	0	5	23	21.7%
Sterndahl Enterprises, Inc.	0	0	2	6	28	21.4%

LAMP Utilities & Enabling Project (LULEP)

Data Received Through: June 30, 2019 - Data Source: Contractor's LCP Tracker


Prime Contractor: Myers-Griffith

Subcontractor Name		Reported Community Sponsorships	 HIRE LAX Graduates	Total Impact Workers	Total Local Workers	Total Workers	Local Hire % (Headcount)
Century Sweeping		0	0	0	1	5	20.0%
Fehoko Concrete Inc	NEW	0	0	1	3	15	20.0%
Pacific Waterproofing & Restoration, Inc.		0	0	0	1	5	20.0%
Penhall Co		0	0	0	1	5	20.0%
T&M Construction		0	0	0	1	5	20.0%
Michels Pipeline Construction; a div. of Michels Corporation		0	0	3	13	69	18.8%
BC Rentals, Inc. dba BC Traffic Specialist		0	0	0	3	16	18.8%
Sully-Miller Contracting Company		0	0	0	10	57	17.5%
Nor Cal Pipeline Services		0	0	1	6	35	17.1%
Granstrom Masonry Inc		0	0	0	1	6	16.7%
Smithson Electric, Inc.		0	0	0	1	6	16.7%
Southcoast Acoustical Interiors, Inc.		0	0	0	3	18	16.7%
Util-Locate		0	0	1	1	6	16.7%
Bali Construction, Inc.		0	0	3	8	53	15.1%
Zefiro Corporation		0	0	1	5	34	14.7%
DRS Rebar Inc		0	0	0	1	7	14.3%
G&F Concrete Cutting, Inc.		0	0	0	2	14	14.3%
2R Drilling, Inc		0	0	1	1	8	12.5%
Crosstown Electrical & Data, Inc.		0	0	0	1	8	12.5%
Upland Contracting, Inc.		0	0	0	1	8	12.5%
G. O. Rodriguez Trucking, Inc.		0	0	0	5	41	12.2%
Crane Rental Service, Inc.		0	0	1	1	9	11.1%
Los Angeles Signal Construction, Inc.		0	0	0	1	9	11.1%
R.J. Lalonde, Inc		0	0	1	1	9	11.1%

LAMP Utilities & Enabling Project (LULEP)

Data Received Through: June 30, 2019 - Data Source: Contractor's LCP Tracker


Prime Contractor: Myers-Griffith

Subcontractor Name	Reported Community Sponsorships	 HIRE LAX Graduates	Total Impact Workers	Total Local Workers	Total Workers	Local Hire % (Headcount)
Ferreira Construction Co, Inc.	0	0	1	5	46	10.9%
Badger Daylighting Corp.	0	0	1	3	28	10.7%
All American Asphalt	0	0	4	11	117	9.4%
Anglemyer Crane Rental	0	0	0	0	1	0.0%
Asphalt, Fabric & Engineering, Inc.	0	0	0	0	3	0.0%
Ayala Boring Inc	0	0	0	0	4	0.0%
Bragg Crane Service (sub to Comet Electric)	0	0	0	0	3	0.0%
Burros Backhoe Service, LLC	0	0	0	0	2	0.0%
C Below Inc	0	0	0	0	12	0.0%
C.M. Peich, Inc.	0	0	0	0	6	0.0%
Calmex Engineering, Inc.	0	0	0	0	1	0.0%
Cell-Crete Corporation	0	0	0	0	3	0.0%
CGO Construction Company, Inc.	0	0	0	0	3	0.0%
Cindy Trump, Inc., DBA Lindys Cold Planing	0	0	0	0	8	0.0%
Commercial Scaffolding of CA, Inc.	0	0	0	0	4	0.0%
Connor Concrete Cutting and Coring	0	0	0	0	8	0.0%
Cornerstone Demolition Corp.	0	0	0	0	8	0.0%
Dayton Certified Welding, Inc.	0	0	0	0	2	0.0%
DeepScan, Inc.	0	0	0	0	4	0.0%
DJS General Contracting, Inc.	0	0	0	0	5	0.0%
Fine Grade Equipment, Inc.	0	0	0	0	6	0.0%
Gregg Drilling & Testing, Inc.	0	0	0	0	5	0.0%
H.D. Construction Equipment, Inc.	0	0	0	0	7	0.0%
Hydraulic Cranes LLC	0	0	0	0	1	0.0%

LAMP Utilities & Enabling Project (LULEP)

Data Received Through: June 30, 2019 - Data Source: Contractor's LCP Tracker

Prime Contractor: Myers-Griffith

Subcontractor Name		Reported Community Sponsorships	 HIRE LAX Graduates	Total Impact Workers	Total Local Workers	Total Workers	Local Hire % (Headcount)
Jim Painter Controls, Inc.		0	0	0	0	1	0.0%
Johnson's Tree Service		0	0	0	0	2	0.0%
Kato Landscape, Inc.	NEW	0	0	0	0	6	0.0%
Lucas Builders, Inc.		0	0	0	0	8	0.0%
Newman Backhoe Service, Inc.		0	0	0	0	12	0.0%
Pavement Recycling Systems		0	0	0	0	10	0.0%
PCI		0	0	0	0	22	0.0%
Pipe Tec Inc	NEW	0	0	0	0	3	0.0%
Pre-Con		0	0	0	0	3	0.0%
Site Solution Services, Inc.		0	0	0	0	1	0.0%
Skaggs Concrete Cutting Inc		0	0	0	0	1	0.0%
Telfer Pavement Technologies, LLC		0	0	0	0	10	0.0%
Torrent Resources CA, Inc.		0	0	0	0	10	0.0%
Traffic Management Inc.		0	0	0	0	2	0.0%
V&E Tree Service, Inc.		0	0	0	0	5	0.0%
		5	3	137	646	2329	27.7%

LAX PLA Article III, Section 6 Contractor Hiring Obligations - . . . to maximize the employment of qualified local persons residing within the area of the Project, with the goal that at least 30% of each contractor's employees hired under this Agreement shall be either residents of the cities immediately adjacent to LAX or of the City of Los Angeles ("local residents"). Contractors shall develop a hiring plan and maintain records of their compliance efforts.