


Southwest Airlines Terminal 1 Modernization

Data Received Through: January 31, 2019 - Data Source: Contractor's LCP Tracker Report


Prime Contractor: Hensel Phelps

Subcontractor Name	Reported Community Sponsorships	 HIRE LAX Graduates	Total Impact Workers	Total Local Workers	Total Workers	Local Hire % (Headcount)
American Air Balance Co Inc.	0	0	N/A	2	2	100.0%
CPR Trucking Services Inc.	0	0	N/A	5	5	100.0%
Golden State Boring & Pipe Jacking, Inc.	0	0	N/A	4	4	100.0%
JLS CONCRETE PUMPING	0	0	N/A	1	1	100.0%
Western Waterproofing	0	0	N/A	12	12	100.0%
Service West, Inc.	0	0	N/A	18	19	94.7%
24 Hour Sweeping, Inc.	0	0	N/A	4	5	80.0%
El Prado Cleaning Service Inc.	0	0	N/A	76	112	67.9%
PENHALL COMPANY	0	0	N/A	2	3	66.7%
Showcase Facility Solutions	0	0	N/A	8	13	61.5%
Birdi & Associates, Inc.	0	0	N/A	9	15	60.0%
California Earth Transport, Inc.	0	0	N/A	31	54	57.4%
Safe Scaffolding	0	0	N/A	4	7	57.1%
CSA CONSTRUCTORS, INC	0	0	N/A	53	94	56.4%
C.P.R. Trucking, Inc. (sub to Griffith)	0	0	N/A	30	56	53.6%
KDC INC DBA DYNALECTRIC	0	0	N/A	13	25	52.0%
Building Control Electronics	0	0	N/A	10	20	50.0%
GT COMMERCIAL CONCRETE, INC.	0	0	N/A	1	2	50.0%
Stumbaugh & Associates, Inc.	0	0	N/A	4	8	50.0%
Util-Locate	0	0	N/A	1	2	50.0%
3531 Trucking Inc.	0	0	N/A	11	23	47.8%
NCM Contracting Group, LP	0	0	N/A	8	17	47.1%
Best Contracting Services, Inc.	0	0	N/A	46	100	46.0%

Southwest Airlines Terminal 1 Modernization

Data Received Through: January 31, 2019 - Data Source: Contractor's LCP Tracker Report


Prime Contractor: Hensel Phelps

Subcontractor Name	Reported Community Sponsorships	 HIRE LAX Graduates	Total Impact Workers	Total Local Workers	Total Workers	Local Hire % (Headcount)
West Coast Fire Stopping	0	0	N/A	8	18	44.4%
Underground Construction Co., Inc.	0	0	N/A	17	40	42.5%
Concrete Coring Company (sub to Griffith)	0	0	N/A	15	37	40.5%
LVI FACILITY SERVICES	0	0	N/A	15	39	38.5%
J. COLAVIN & SON, INC.	0	0	N/A	21	55	38.2%
JLS Pumping	0	0	N/A	3	8	37.5%
Rebar Engineering, Inc.	0	0	N/A	15	40	37.5%
Substructure Support, Inc.	0	0	N/A	3	8	37.5%
PRO STEEL ERECTORS, INC.	0	0	N/A	36	98	36.7%
DIRECT A/V	0	0	N/A	11	30	36.7%
MURRAY COMPANY	0	0	N/A	42	115	36.5%
Wilson & Hampton Painting Contractors	0	0	N/A	13	36	36.1%
Quality Production Services	0	0	N/A	5	14	35.7%
HENSEL PHELPS CONSTRUCTION CO	0	0	N/A	28	79	35.4%
MORROW MEADOWS CORP (ELECTRICAL & LOW VOLTAGE)	0	0	N/A	112	332	33.7%
GGG DEMOLITION, INC.	0	0	N/A	53	158	33.5%
PERFORMANCE CONTRACTING, INC. - 0900110	1	0	N/A	81	242	33.5%
DUGGAN & ASSOCIATES, INC.	0	0	N/A	1	3	33.3%
FRANK S. SMITH MASONRY, INC.	0	0	N/A	8	24	33.3%
GLORE & ASSOCIATES, INC.	0	0	N/A	1	3	33.3%
LIMBACH COMPANY LP	0	0	N/A	9	27	33.3%
PREMIER INTERIOR DEVELOPMENT, INC.	0	0	N/A	4	12	33.3%
Signature Flooring, Inc.	0	0	N/A	7	22	31.8%
Weiss Sheet Metal Company	0	0	N/A	5	16	31.3%

Southwest Airlines Terminal 1 Modernization

Data Received Through: January 31, 2019 - Data Source: Contractor's LCP Tracker Report


Prime Contractor: Hensel Phelps

Subcontractor Name	Reported Community Sponsorships	 HIRE LAX Graduates	Total Impact Workers	Total Local Workers	Total Workers	Local Hire % (Headcount)
MORROW-MEADOWS CORP - PREMIER INTERIORS	0	0	N/A	4	13	30.8%
Twining, Inc.	0	0	N/A	8	26	30.8%
Safway Services, LLC	0	0	N/A	18	59	30.5%
ISEC, INC.	0	0	N/A	20	66	30.3%
Architectural Design & Signs, Inc.	0	0	N/A	6	20	30.0%
NEVELL GROUP INC	0	0	N/A	32	108	29.6%
COSCO FIRE PROTECTION (T1)	0	0	N/A	12	41	29.3%
Centerline Concrete Cutting	0	0	N/A	2	7	28.6%
Coast Building Products	0	0	N/A	4	14	28.6%
KARCHER INSULATION, INC.	0	0	N/A	4	14	28.6%
GRIFFITH COMPANY	0	0	N/A	89	316	28.2%
NOR CAL PIPELINE SERVICES, INC	0	0	N/A	8	29	27.6%
Safway Services, LLC (Sub to CMI)	0	0	N/A	10	37	27.0%
HARWOOD CONSTRUCTION, INC.	0	0	N/A	4	15	26.7%
Wood Group Field Services, Inc.	0	0	N/A	4	15	26.7%
JOHNSON & TURNER PAINTING CO., INC.	0	0	N/A	10	38	26.3%
Air Balance Co, Inc.	0	0	N/A	3	12	25.0%
C.A. Buchen Corp	0	0	N/A	2	8	25.0%
COSCO FIRE PROTECTION, INC.	0	0	N/A	2	8	25.0%
KARCHER INSULATION, INC. #2	0	0	N/A	3	12	25.0%
Washington Iron Work	0	0	N/A	18	74	24.3%
CRITCHFIELD MECHANICAL, INC. OF SOUTHERN CALIFORNIA	0	0	N/A	32	132	24.2%
Brand Scaffold Services Inc.	0	0	N/A	5	21	23.8%
Schindler Elevator Corporation	0	0	N/A	4	17	23.5%

Southwest Airlines Terminal 1 Modernization

Data Received Through: January 31, 2019 - Data Source: Contractor's LCP Tracker Report


Prime Contractor: Hensel Phelps

Subcontractor Name	Reported Community Sponsorships	 HIRE LAX Graduates	Total Impact Workers	Total Local Workers	Total Workers	Local Hire % (Headcount)
MORROW-MEADOWS CORPORATION	2	1	N/A	10	43	23.3%
LETNER ROOFING CO.	0	0	N/A	14	61	23.0%
Building Control Electronics - Premier Interiors	0	0	N/A	2	9	22.2%
INFINITY DRYWALL CONTRACTING, INC.	0	0	N/A	2	9	22.2%
Malcolm Drilling Company	0	0	N/A	2	9	22.2%
Sequoia Consultants	0	0	N/A	11	51	21.6%
CORRADINI CORP.	0	0	N/A	20	94	21.3%
Penhall Company (Sub to Griffith Company)	0	0	N/A	4	19	21.1%
Brady Company/Los Angeles	0	0	N/A	4	20	20.0%
CONTINENTAL MARBLE & TILE COMPANY	0	0	N/A	1	5	20.0%
EER, Inc.	0	0	N/A	1	5	20.0%
GLOW ELECTRIC COMPANY INC	0	0	N/A	2	10	20.0%
L2 SPECIALTIES, INC.	0	0	N/A	1	5	20.0%
LAWRENCE W. ROSINE CO.	0	0	N/A	2	10	20.0%
ELLJAY ACOUSTICS, INC.	0	0	N/A	9	48	18.8%
Specialty Installation, Inc.	0	0	N/A	2	11	18.2%
WMB & Associates, Inc.	0	0	N/A	2	11	18.2%
GIROUX GLASS, INC. (T1MP)	0	0	N/A	9	50	18.0%
Sterndahl Enterprise Inc.	0	0	N/A	6	35	17.1%
Conco Pumping	0	0	N/A	2	12	16.7%
SASCO	0	0	N/A	1	6	16.7%
XL Fire Protection	0	0	N/A	1	6	16.7%
PROSPECTRA CONTRACT FLOORING	0	0	N/A	6	37	16.2%
CRITCHFIELD MECHANICAL, INC. OF SOUTHERN CALIFORNIA (PUMP ROOM)	0	0	N/A	8	53	15.1%

Southwest Airlines Terminal 1 Modernization

Data Received Through: January 31, 2019 - Data Source: Contractor's LCP Tracker Report


Prime Contractor: Hensel Phelps

Subcontractor Name	Reported Community Sponsorships	 HIRE LAX Graduates	Total Impact Workers	Total Local Workers	Total Workers	Local Hire % (Headcount)
Applied Engineering Concepts	0	0	N/A	1	7	14.3%
Vertical Earthworks, Inc.	0	0	N/A	1	7	14.3%
MR CRANE, Inc.	0	0	N/A	1	10	10.0%
LIMBACH COMPANY - PREMIER INTERIOR DEVELOPMENT, INC.	0	0	N/A	1	11	9.1%
R.J. & J Construction, Inc.	0	0	N/A	2	22	9.1%
Savala Equipment Company, Inc.	0	0	N/A	2	22	9.1%
C Below, Inc.	0	0	N/A	1	12	8.3%
Schindler Elevator Corporation (Elevator Division)	0	0	N/A	1	15	6.7%
OTIS ELEVATOR	0	0	N/A	2	33	6.1%
INFINITY METALS, INC.	0	0	N/A	2	38	5.3%
B & I Equipment Rental LLC	0	0	N/A	0	1	0.0%
B & J Tree Service	0	0	N/A	0	7	0.0%
BC Traffic	0	0	N/A	0	4	0.0%
Centerline Concrete Cutting (Cosco)	0	0	N/A	0	1	0.0%
CONCO PUMPING A	0	0	N/A	0	1	0.0%
CONNOR CONCRETE CUTTING AND CORING	0	0	N/A	0	11	0.0%
CONNOR CONCRETE CUTTING AND CORING (Sub to RJ & J Construction)	0	0	N/A	0	5	0.0%
CRITCHFIELD MEHCANICAL, INC. OF SOUTHERN CALIFORNIA (SURVEY)	0	0	N/A	0	7	0.0%
Davidson Concrete Cutting, Inc.	0	0	N/A	0	1	0.0%
Fine Grade Equipment, Inc.	0	0	N/A	0	19	0.0%
G&F Concrete Cutting, INC.	0	0	N/A	0	1	0.0%
G&G DOOR PRODUCTS, INC.	0	0	N/A	0	6	0.0%
Giroux Glass, Inc.	0	0	N/A	0	3	0.0%
GONSALVES & SANTUCCI INC. DBA CONCO PUMPING	0	0	N/A	0	1	0.0%

Southwest Airlines Terminal 1 Modernization

Data Received Through: January 31, 2019 - Data Source: Contractor's LCP Tracker Report


Prime Contractor: Hensel Phelps

Subcontractor Name	Reported Community Sponsorships	 HIRE LAX Graduates	Total Impact Workers	Total Local Workers	Total Workers	Local Hire % (Headcount)
Goss Construction Company Inc. (sub to Griffith)	0	0	N/A	0	10	0.0%
GREGG DRILLING & TESTING, INC.	0	0	N/A	0	2	0.0%
Harper's Backhoe Service, Inc. dba Harper Equipment Rental	0	0	N/A	0	2	0.0%
HILL CRANE SERVICE, INC.	0	0	N/A	0	15	0.0%
INLAND PACIFIC TILE, INC.	0	0	N/A	0	5	0.0%
KARCHER FIRESTOPPING, INC.	0	0	N/A	0	5	0.0%
KOPPL PIPELINE SERVICES, INC	0	0	N/A	0	3	0.0%
MCKEON DOOR WEST, INC.	0	0	N/A	0	9	0.0%
MORROW-MEADOWS CORP (MAIN ELECTRICAL UPGRADES)	0	0	N/A	0	4	0.0%
MR. CRANE, INC.	0	0	N/A	0	16	0.0%
NEWMAN BACKHOE SERVICE, INC.	0	0	N/A	0	4	0.0%
NOLD'S EQUIPMENT, INC.	0	0	N/A	0	3	0.0%
PAVEMENT RECYCLING SYSTEMS, INC.	0	0	N/A	0	4	0.0%
PENHALL COMPANY (CMI)	0	0	N/A	0	2	0.0%
PRE-CON PRODUCTS	0	0	N/A	0	3	0.0%
PSSI International Inc.	0	0	N/A	0	2	0.0%
Q&D CONSTRUCTION, INC.	0	0	N/A	0	2	0.0%
R.J. Lalonde, Inc.	0	0	N/A	0	11	0.0%
Sheward & Sons & Sons	0	0	N/A	0	1	0.0%
Sign Industries Incorporated	0	0	N/A	0	2	0.0%
Skycon Inc.,.	0	0	N/A	0	5	0.0%
Smoke Guard California, Inc.	0	0	N/A	0	1	0.0%
Stanley Access Inc.	0	0	N/A	0	7	0.0%
Torrent Resources (CA) Inc	0	0	N/A	0	6	0.0%

Southwest Airlines Terminal 1 Modernization

Data Received Through: January 31, 2019 - Data Source: Contractor's LCP Tracker Report

Prime Contractor: Hensel Phelps

Subcontractor Name	Reported Community Sponsorships	 HIRE LAX Graduates	Total Impact Workers	Total Local Workers	Total Workers	Local Hire % (Headcount)
Tower Glass, Inc.	0	0	N/A	0	3	0.0%
United Riggers & Erectors, Inc.	0	0	N/A	0	9	0.0%
Vance Corporation	0	0	N/A	0	2	0.0%
VNSM	0	0	N/A	0	2	0.0%
Western Specialties Company	0	0	N/A	0	2	0.0%
	3	1	0	1306	4163	31.4%

LAX PLA Article III, Section 6 Contractor Hiring Obligations - . . . to maximize the employment of qualified local persons residing within the area of the Project, with the goal that at least 30% of each contractor's employees hired under this Agreement shall be either residents of the cities immediately adjacent to LAX or of the City of Los Angeles ("local residents"). Contractors shall develop a hiring plan and maintain records of their compliance efforts.