


Delta Terminal Enabling Project

Data Received Through: January 31, 2019 - Data Source: Contractor's LCP Tracker Report


Prime Contractor: Clark McCarthy

Subcontractor Name	Reported Community Sponsorships	 HIRE LAX Graduates	Total Impact Workers	Total Local Workers	Total Workers	Local Hire % (Headcount)
El Prado Cleaning Service Inc	0	0	6	94	120	78.3%
Birdi & Assoc (Sub to Morrow Meadows)	0	0	1	6	10	60.0%
Stumbaugh & Assoc	0	0	0	1	2	50.0%
S. E. Pipeline (sub to Murray)	0	0	2	5	11	45.5%
Sign Age Identity Systems, Inc.	0	0	4	15	34	44.1%
CSI Electrical Contractors (sub to Climatec)	0	0	1	7	16	43.8%
West Coast Firestopping (sub to Morrow Meadows)	0	0	1	4	10	40.0%
Borbon	0	0	7	37	98	37.8%
Environmental Construction Group	0	0	0	3	8	37.5%
Malcolm Drilling	0	0	1	6	16	37.5%
Direct A/V (sub to Morrow Meadows)	0	0	3	7	19	36.8%
Golden Glass	0	0	1	4	11	36.4%
Infinity Drywall	1	0	9	48	132	36.4%
Concrete Coring (Sub to DV)	0	0	1	5	14	35.7%
Morrow Meadows (sub to Glidepath)	0	0	6	27	76	35.5%
Matrix Environmental	0	0	2	30	85	35.3%
Top End Contractors (TEC) Management Cons	0	0	0	6	17	35.3%
Murray	0	0	3	24	69	34.8%
Morrow-Meadows	1	0	37	165	491	33.6%
Assa Abloy Entrance Systems US Inc	0	0	0	1	3	33.3%
R. R. Leonard (sub to DV)	0	0	1	2	6	33.3%
Subsurface Imaging Inc (sub to Murray)	0	0	0	1	3	33.3%
Signature Flooring	0	0	0	6	19	31.6%

Delta Terminal Enabling Project

Data Received Through: January 31, 2019 - Data Source: Contractor's LCP Tracker Report


Prime Contractor: Clark McCarthy

Subcontractor Name	Reported Community Sponsorships	 HIRE LAX Graduates	Total Impact Workers	Total Local Workers	Total Workers	Local Hire % (Headcount)
PCI (sub to Murray)	0	0	0	5	16	31.3%
Rutherford Inc (sub to Infinity)	0	0	2	4	13	30.8%
Bragg Crane as (Sub to ADF)	0	0	4	12	40	30.0%
Penhall	0	0	1	8	27	29.6%
Building Electronic Controls (sub to Morrow Meadows)	0	0	0	5	18	27.8%
Dean Visosky Contractors, Inc. dba DV Contractors, Inc.	0	0	1	9	33	27.3%
Critchfield Mechanical, Inc. of Southern California (CMI)	0	0	3	28	106	26.4%
Commercial Scaffolding (sub to Infinity Drywall)	0	0	0	3	12	25.0%
Letner Roofing (aka Danny Letner)	0	0	2	10	40	25.0%
O C Vacuum Inc (sub to SE Pipeline)	0	0	0	1	4	25.0%
P.S. Development Corp dba Comet Electric	0	0	0	2	8	25.0%
PCI	5	0	18	47	189	24.9%
McCarthy Building Companies	0	0	2	14	57	24.6%
Cosco Fire Protection, Inc. - Sprinkler	0	0	0	5	21	23.8%
Badger Daylighting	0	0	0	3	13	23.1%
Pacific Architectural Woodworking	0	0	1	3	13	23.1%
PCI (sub to CMI)	0	0	0	5	22	22.7%
RJ&J (sub to Morrow Meadows)	0	0	1	4	19	21.1%
Traffic Management	0	0	1	4	20	20.0%
ISEC	1	1	2	14	77	18.2%
Bragg Crane	1	0	4	15	83	18.1%
Western Industrial Contractors (sub to Glidepath)	0	0	3	11	63	17.5%
Air Balance Co (sub to CMI)	0	0	0	1	7	14.3%
Brundage Bone Concrete Pumping dba JLS Concrete Pumping (sub to DV)	0	0	0	1	7	14.3%

Delta Terminal Enabling Project

Data Received Through: January 31, 2019 - Data Source: Contractor's LCP Tracker Report

Prime Contractor: Clark McCarthy

Subcontractor Name	Reported Community Sponsorships	 HIRE LAX Graduates	Total Impact Workers	Total Local Workers	Total Workers	Local Hire % (Headcount)
Commercial Scaffolding of CA Inc.	0	0	0	1	8	12.5%
Paramount Tile, Inc	0	0	0	4	32	12.5%
The Rouse Company (MS Rouse)	0	0	0	5	40	12.5%
OTIS	0	0	1	3	25	12.0%
Martin Integrated	0	0	0	2	17	11.8%
Climatec, LLC (sub to CMI)	0	0	0	1	11	9.1%
Concrete Coring Company	0	0	0	1	11	9.1%
Western Paving Contractors	0	0	0	1	13	7.7%
Clark Construction Group	0	0	0	0	2	0.0%
Connor Concrete Cutting & Coring (sub to CMAJV)	0	0	0	0	1	0.0%
Connor Concrete Cutting & Coring (Sub to CMI)	0	0	0	0	7	0.0%
Connor Concrete Cutting & Coring (Sub to Morrow Meadows)	0	0	0	0	9	0.0%
Connor Concrete Cutting & Coring (Sub to Murray)	0	0	0	0	9	0.0%
Connor Concrete Cutting & Coring (Sub to RJ&J)	0	0	0	0	4	0.0%
Digital Decora (sub to ISEC)	0	0	0	0	3	0.0%
Exsell Sales (sub to Comet)	0	0	0	0	3	0.0%
Glow Electric (sub to Cosco)	0	0	0	0	4	0.0%
Hill Crane Services (Sub to CMI)	0	0	0	0	5	0.0%
KDC Inc dba Dynalectric (sub to Glidepath)	0	0	0	0	8	0.0%
Marco Crane & Rigging Co.	0	0	0	0	1	0.0%
PCI (sub to Traffic Management)	0	0	0	0	7	0.0%
Standard Drywall (sub to Letner Roofing)	0	0	0	0	6	0.0%
Surety Mechanical, Inc (sub to Murray)	0	0	0	0	2	0.0%
Torrent Resources CA, Inc. (sub to Murray)	0	0	0	0	3	0.0%

Delta Terminal Enabling Project

Data Received Through: January 31, 2019 - Data Source: Contractor's LCP Tracker Report

Prime Contractor: Clark McCarthy

Subcontractor Name	Reported Community Sponsorships	 HIRE LAX Graduates	Total Impact Workers	Total Local Workers	Total Workers	Local Hire % (Headcount)
	9	1	132	736	2409	30.6%

LAX PLA Article III, Section 6 Contractor Hiring Obligations - . . . to maximize the employment of qualified local persons residing within the area of the Project, with the goal that at least 30% of each contractor's employees hired under this Agreement shall be either residents of the cities immediately adjacent to LAX or of the City of Los Angeles ("local residents"). Contractors shall develop a hiring plan and maintain records of their compliance efforts.