


Midfield Satellite Course North

Data Received Through: October 31, 2018, 2018 - Data Source: Contractor's LCP Tracker Report


Prime Contractor: Turner-PCL

| Subcontractor Name | Total Community Sponsorships |  HIRE LAX Graduates | Total Impact Workers | Total Local Workers | Total Workers | Local Hire % (Headcount) | |
|--|------------------------------|--|----------------------|---------------------|---------------|--------------------------|---|
| American Air Balance Co., Inc. | 0 | 0 | 1 | 1 | 1 | 100.0% | = |
| Palp Inc., dba Excel Paving Company | 0 | 0 | 0 | 1 | 1 | 100.0% | = |
| West Coast Firestopping, Inc. | 0 | 0 | 1 | 4 | 4 | 100.0% | = |
| Top End Constructors | 0 | 0 | 0 | 5 | 6 | 83.3% | ↑ |
| XL Fire Protection | 0 | 0 | 1 | 4 | 5 | 80.0% | = |
| L.Riley Trucking | 0 | 0 | 2 | 24 | 31 | 77.4% | = |
| CSI Electrical Contractors, Inc. | 0 | 0 | 0 | 3 | 4 | 75.0% | = |
| SR BRAY LLC dba Power Plus | 0 | 0 | 0 | 2 | 3 | 66.7% | = |
| PCL Construction Services - A/TPJV | 0 | 0 | 7 | 25 | 39 | 64.1% | ↑ |
| 24 Hour Sweeping, Inc. | 0 | 0 | 1 | 7 | 11 | 63.6% | = |
| LA Excavating, Inc. dba Alward Equipment | 0 | 0 | 2 | 12 | 20 | 60.0% | = |
| Control Air Conditioning Corp. | 3 | 1 | 2 | 37 | 63 | 58.7% | ↑ |
| Techno Coatings | 0 | 0 | 0 | 4 | 7 | 57.1% | = |
| KDC Inc., dba Dynalectric | 0 | 0 | 8 | 26 | 46 | 56.5% | ↓ |
| Zolnay Insulation, Inc. | 0 | 0 | 0 | 7 | 13 | 53.8% | = |
| ISEC, Inc. | 0 | 0 | 5 | 18 | 34 | 52.9% | ↑ |
| GEC2 | 0 | 0 | 8 | 24 | 47 | 51.1% | ↓ |
| Cor-Ray Painting Co. | 0 | 0 | 0 | 6 | 12 | 50.0% | = |
| Thyssenkrupp Airport Systems, Inc. | 0 | 0 | 1 | 1 | 2 | 50.0% | = |
| Valley Waterproofing, Inc. | 0 | 0 | 0 | 1 | 2 | 50.0% | = |
| Building Electronic Controls, Inc. | 0 | 0 | 1 | 7 | 15 | 46.7% | = |
| Glow Electric | 0 | 0 | 3 | 6 | 13 | 46.2% | = |
| Helix Electric, Inc. | 1 | 1 | 10 | 51 | 111 | 45.9% | ↑ |
| TeraBand Technologies, Inc. | 0 | 0 | 2 | 14 | 31 | 45.2% | ↑ |
| Cowelco | 1 | 0 | 2 | 8 | 18 | 44.4% | = |
| California Earth Transport, Inc. | 0 | 0 | 13 | 65 | 148 | 43.9% | ↑ |
| Courtney Inc. | 0 | 0 | 0 | 3 | 7 | 42.9% | = |

Midfield Satellite Course North

Data Received Through: October 31, 2018, 2018 - Data Source: Contractor's LCP Tracker Report


Prime Contractor: Turner-PCL

| Subcontractor Name | Total Community Sponsorships |  HIRE LAX Graduates | Total Impact Workers | Total Local Workers | Total Workers | Local Hire % (Headcount) | |
|---|------------------------------|--|----------------------|---------------------|---------------|--------------------------|---|
| Farwest Insulation Contracting | 0 | 0 | 2 | 3 | 7 | 42.9% | ↑ |
| Taft Electric Company | 0 | 0 | 7 | 15 | 35 | 42.9% | ↓ |
| Murrco Construction, Inc. | 2 | 0 | 3 | 14 | 33 | 42.4% | ↑ |
| Direct AV | 0 | 0 | 2 | 5 | 12 | 41.7% | = |
| Infinity Drywall Contracting, Inc. | 1 | 1 | 0 | 5 | 12 | 41.7% | = |
| PCL Construction B- Tunnel/Concrete | 13 | 4 | 3 | 10 | 24 | 41.7% | ↓ |
| Environmental Construction Group, Inc. | 0 | 0 | 0 | 7 | 17 | 41.2% | = |
| SE Pipeline Construction | 0 | 0 | 1 | 7 | 17 | 41.2% | ↓ |
| Conti Corporation | 0 | 0 | 0 | 6 | 15 | 40.0% | = |
| Martin Bros./Marcowall, Inc. | 0 | 0 | 1 | 2 | 5 | 40.0% | = |
| R&R Masonry, Inc. | 0 | 0 | 1 | 8 | 20 | 40.0% | ↓ |
| Safe Scaffolding | 0 | 0 | 2 | 6 | 15 | 40.0% | = |
| Concrete Coring Company | 0 | 0 | 1 | 7 | 18 | 38.9% | = |
| San-Mar Construction Co., Inc. | 3 | 0 | 3 | 32 | 83 | 38.6% | ↑ |
| Comet Electric | 0 | 0 | 1 | 13 | 34 | 38.2% | ↑ |
| South Coast Specialty Construction | 0 | 0 | 0 | 3 | 8 | 37.5% | ↑ |
| Vellutini Corp dba Royal Electric Company | 0 | 0 | 1 | 9 | 24 | 37.5% | ↓ |
| Alert Insulation Co., Inc. | 0 | 0 | 1 | 7 | 19 | 36.8% | = |
| Penhall Company | 0 | 0 | 2 | 19 | 52 | 36.5% | = |
| Coast Insulation Contractor, Inc. dba Coast Building Products | 0 | 0 | 0 | 4 | 11 | 36.4% | = |
| Tahlequah Steel | 0 | 0 | 5 | 18 | 50 | 36.0% | = |
| Wolverine Fire Protection Co | 4 | 4 | 6 | 9 | 25 | 36.0% | ↑ |
| Saddleback Waterproofing | 0 | 0 | 2 | 11 | 31 | 35.5% | = |
| Martinez Steel Corporation | 0 | 0 | 0 | 18 | 52 | 34.6% | = |
| NorthStar Contracting Group, Inc. | 0 | 0 | 0 | 12 | 35 | 34.3% | = |
| Bielski Specialty Services, Inc. | 0 | 0 | 0 | 1 | 3 | 33.3% | = |
| Nold's Equipment | 0 | 0 | 1 | 1 | 3 | 33.3% | = |
| Northwest Excavating, Inc. | 0 | 0 | 0 | 1 | 3 | 33.3% | = |

Midfield Satellite Course North

Data Received Through: October 31, 2018, 2018 - Data Source: Contractor's LCP Tracker Report


Prime Contractor: Turner-PCL

| Subcontractor Name | Total Community Sponsorships |  HIRE LAX Graduates | Total Impact Workers | Total Local Workers | Total Workers | Local Hire % (Headcount) | |
|---|------------------------------|--|----------------------|---------------------|---------------|--------------------------|---|
| Steve Bubalo Construction Co. | 2 | 0 | 4 | 11 | 33 | 33.3% | = |
| Upland Contracting, Inc. | 0 | 0 | 0 | 2 | 6 | 33.3% | = |
| Gonsalves & Santucci dba Conco | 1 | 0 | 10 | 97 | 298 | 32.6% | = |
| Bagatelos Glass Systems, Inc. | 3 | 1 | 1 | 11 | 34 | 32.4% | = |
| RJ&J Construction, Inc. | 0 | 0 | 3 | 9 | 28 | 32.1% | = |
| Granite Construction Company | 3 | 0 | 22 | 93 | 290 | 32.1% | ↑ |
| Best Contracting Services, Inc. | 0 | 0 | 7 | 41 | 131 | 31.3% | ↓ |
| Anning-Johnson Company | 1 | 0 | 4 | 13 | 42 | 31.0% | ↑ |
| Crown Fence Co. | 0 | 0 | 1 | 13 | 42 | 31.0% | ↓ |
| Mike Zarp, Inc. | 0 | 0 | 3 | 12 | 39 | 30.8% | = |
| Gerdau Reinforcing Steel | 4 | 0 | 8 | 42 | 137 | 30.7% | = |
| Malcolm Drilling Co., Inc. | 0 | 0 | 4 | 19 | 62 | 30.6% | = |
| Griffith Company | 2 | 0 | 10 | 51 | 175 | 29.1% | ↓ |
| Southwest Steel of California, Inc. | 0 | 0 | 1 | 11 | 38 | 28.9% | ↓ |
| Blue Iron Foundations & Shoring LLC | 0 | 0 | 1 | 2 | 7 | 28.6% | ↓ |
| Machado & Sons Construction, Inc. | 0 | 0 | 1 | 2 | 7 | 28.6% | = |
| Otis Elevator Company | 0 | 0 | 4 | 25 | 88 | 28.4% | ↑ |
| Allied Steel Co., Inc. | 1 | 1 | 4 | 17 | 60 | 28.3% | ↑ |
| Limbach Company LC | 0 | 0 | 5 | 27 | 96 | 28.1% | ↓ |
| Borbon, Inc. | 0 | 0 | 3 | 7 | 25 | 28.0% | ↓ |
| LNA Concrete Structures, Inc. | 0 | 0 | 2 | 5 | 18 | 27.8% | ↑ |
| Pan-Pacific Mechanical | 0 | 0 | 0 | 5 | 18 | 27.8% | = |
| Bryton Engineering & Grading, Inc. dba Premiere | 0 | 0 | 1 | 6 | 22 | 27.3% | = |
| McGuire Contracting, Inc. | 2 | 1 | 4 | 46 | 169 | 27.2% | ↑ |
| NOR-CAL Pipeline Services | 0 | 0 | 1 | 10 | 37 | 27.0% | ↑ |
| Brady Company | 0 | 0 | 1 | 7 | 26 | 26.9% | = |
| Premier Tile & Marble | 0 | 0 | 0 | 4 | 15 | 26.7% | = |
| Performance Contracting, Inc. | 0 | 0 | 12 | 39 | 147 | 26.5% | ↑ |

Midfield Satellite Course North

Data Received Through: October 31, 2018, 2018 - Data Source: Contractor's LCP Tracker Report


Prime Contractor: Turner-PCL

| Subcontractor Name | Total Community Sponsorships |  HIRE LAX Graduates | Total Impact Workers | Total Local Workers | Total Workers | Local Hire % (Headcount) | |
|---------------------------------------|------------------------------|--|----------------------|---------------------|---------------|--------------------------|-----|
| Shoring Engineers | 0 | 0 | 2 | 33 | 127 | 26.0% | ↓ |
| A Power Sweeping, Inc. | 0 | 0 | 0 | 1 | 4 | 25.0% | = |
| J.R. Construction | 0 | 0 | 0 | 1 | 4 | 25.0% | NEW |
| Karcher Insulation, Inc. | 0 | 0 | 1 | 1 | 4 | 25.0% | = |
| Kellar Sweeping, Inc. | 0 | 0 | 0 | 1 | 4 | 25.0% | = |
| Merli Concrete Pumping | 0 | 0 | 0 | 4 | 16 | 25.0% | = |
| PG Cutting Services | 1 | 0 | 0 | 2 | 8 | 25.0% | = |
| Throop Lightweight Fill, Inc. | 0 | 0 | 0 | 1 | 4 | 25.0% | = |
| Muhlhauser Steel, Inc. | 0 | 0 | 2 | 10 | 41 | 24.4% | ↑ |
| Conco Pumping, Inc. | 2 | 0 | 1 | 6 | 25 | 24.0% | ↓ |
| Schuff Steel | 4 | 1 | 9 | 45 | 188 | 23.9% | ↑ |
| Traffic Management, Inc. | 0 | 0 | 0 | 4 | 17 | 23.5% | ↑ |
| Austin Enterprise | 0 | 0 | 0 | 5 | 22 | 22.7% | = |
| Crown Corr, Inc. | 0 | 0 | 1 | 5 | 22 | 22.7% | ↑ |
| McDonough Construction Rentals, Inc. | 0 | 0 | 0 | 3 | 14 | 21.4% | ↓ |
| Commercial Scaffolding of CA, Inc. | 0 | 0 | 0 | 4 | 19 | 21.1% | = |
| Orange County Plastering Company | 1 | 1 | 5 | 9 | 44 | 20.5% | = |
| Applied Engineering Concepts | 0 | 0 | 0 | 1 | 5 | 20.0% | = |
| Bill Carr Surveys, Inc. | 0 | 0 | 0 | 1 | 5 | 20.0% | = |
| TechCorr USA Management, LLC | 0 | 0 | 0 | 1 | 5 | 20.0% | = |
| W.A. Rasic Construction Company, Inc. | 0 | 0 | 0 | 1 | 5 | 20.0% | ↑ |
| Blois Construction, Inc. | 1 | 0 | 1 | 9 | 47 | 19.1% | ↓ |
| Karcher Interiors Systems, Inc. | 0 | 0 | 1 | 2 | 11 | 18.2% | = |
| Bigge Crane and Rigging Co. | 0 | 0 | 2 | 3 | 17 | 17.6% | = |
| Signature Flooring, Inc. | 0 | 0 | 0 | 1 | 6 | 16.7% | ↓ |
| Vertical Access, Inc. | 0 | 0 | 1 | 7 | 45 | 15.6% | = |
| GeoDesign, Inc. | 0 | 0 | 1 | 2 | 13 | 15.4% | ↓ |
| Martin Integrated | 0 | 0 | 0 | 5 | 33 | 15.2% | ↓ |

Midfield Satellite Course North

Data Received Through: October 31, 2018, 2018 - Data Source: Contractor's LCP Tracker Report


Prime Contractor: Turner-PCL

| Subcontractor Name | Total Community Sponsorships |  HIRE LAX Graduates | Total Impact Workers | Total Local Workers | Total Workers | Local Hire % (Headcount) | |
|--|------------------------------|--|----------------------|---------------------|---------------|--------------------------|-----|
| RR Leonard Company | 0 | 0 | 0 | 1 | 7 | 14.3% | = |
| Sterndahl Enterprises, Inc. | 0 | 0 | 2 | 5 | 35 | 14.3% | = |
| RJ Lalonde, Inc. | 0 | 0 | 2 | 2 | 15 | 13.3% | = |
| Ampco North, Inc. | 0 | 0 | 0 | 1 | 8 | 12.5% | = |
| Pfeiler & Associates Engineers, Inc. | 0 | 0 | 0 | 2 | 16 | 12.5% | = |
| RMA Group, Inc. | 0 | 0 | 1 | 3 | 25 | 12.0% | = |
| Savala Equipment Company, Inc. | 0 | 0 | 0 | 2 | 20 | 10.0% | = |
| Doty Bros. Construction Co. | 0 | 0 | 1 | 1 | 12 | 8.3% | = |
| Reliable Construction Services, LLC | 0 | 0 | 0 | 1 | 14 | 7.1% | ↑ |
| United Riggers & Erectors, Inc. | 0 | 0 | 0 | 1 | 15 | 6.7% | = |
| Badger Daylighting | 0 | 0 | 0 | 1 | 16 | 6.3% | ↓ |
| Maxim Crane Works | 0 | 0 | 1 | 1 | 17 | 5.9% | = |
| Murray Company | 0 | 0 | 0 | 3 | 51 | 5.9% | ↑ |
| Bragg Crane Service | 0 | 0 | 0 | 2 | 50 | 4.0% | ↓ |
| Addison Equipment Rental | 0 | 0 | 0 | 0 | 2 | 0.0% | = |
| AGI Marble Company, Inc. | 0 | 0 | 0 | 0 | 2 | 0.0% | NEW |
| Antigo Construction, Inc. | 0 | 0 | 0 | 0 | 2 | 0.0% | = |
| ARS Construction Services, Inc. dba Concrete Cutting IntL. | 0 | 0 | 0 | 0 | 2 | 0.0% | = |
| Ayala Boring, Inc. | 0 | 0 | 0 | 0 | 10 | 0.0% | = |
| BHC Crane, LLC | 0 | 0 | 0 | 0 | 17 | 0.0% | = |
| Cascade Drilling, LP | 0 | 0 | 0 | 0 | 5 | 0.0% | = |
| Century Sweeping, Inc. | 0 | 0 | 0 | 0 | 3 | 0.0% | = |
| Cindy Trump Inc., dba Lindy's Cold Planing | 0 | 0 | 0 | 0 | 2 | 0.0% | = |
| Connor Concrete Cutting and Coring | 0 | 0 | 0 | 0 | 7 | 0.0% | = |
| Crane Rental Service, Inc. | 0 | 0 | 0 | 0 | 37 | 0.0% | = |
| Dean's Certified Welding, Inc. | 0 | 0 | 0 | 0 | 15 | 0.0% | = |
| FasTrack Rentals, Inc. | 0 | 0 | 0 | 0 | 2 | 0.0% | = |
| Fine Grade Equipment, Inc. | 0 | 0 | 0 | 0 | 7 | 0.0% | = |

Midfield Satellite Course North

Data Received Through: October 31, 2018, 2018 - Data Source: Contractor's LCP Tracker Report

Prime Contractor: Turner-PCL

| Subcontractor Name | Total Community Sponsorships |  HIRE LAX Graduates | Total Impact Workers | Total Local Workers | Total Workers | Local Hire % (Headcount) | |
|--|------------------------------|--|----------------------|---------------------|---------------|--------------------------|---|
| G&F Concrete Cutting, Inc. | 0 | 0 | 0 | 0 | 1 | 0.0% | = |
| Golden State Boring & Pipe Jacking, Inc. | 0 | 0 | 0 | 0 | 4 | 0.0% | = |
| Griffin Contract Dewatering, LLC | 0 | 0 | 0 | 0 | 5 | 0.0% | = |
| Karcher Firestopping, Inc. | 0 | 0 | 0 | 0 | 1 | 0.0% | = |
| Koppl Pipeline Services, Inc. | 0 | 0 | 0 | 0 | 4 | 0.0% | = |
| Matt Chlor, Inc. | 0 | 0 | 0 | 0 | 3 | 0.0% | = |
| MB Professional Service, Inc. | 0 | 0 | 0 | 0 | 6 | 0.0% | = |
| Mr. Crane, Inc. | 0 | 0 | 0 | 0 | 12 | 0.0% | = |
| Newman Backhoe Service, Inc. | 0 | 0 | 0 | 0 | 2 | 0.0% | = |
| PCI | 2 | 0 | 0 | 0 | 5 | 0.0% | = |
| PSC Industrial Outsourcing LP | 0 | 0 | 0 | 0 | 7 | 0.0% | = |
| Rouch Rebar, Inc. | 0 | 0 | 0 | 0 | 5 | 0.0% | = |
| Sign Age Identity Systems, Inc. | 0 | 0 | 0 | 0 | 4 | 0.0% | = |
| Socal Pacific Construction Corp. dba National Coating & Lining Co. | 0 | 0 | 0 | 0 | 5 | 0.0% | = |
| Ultra Welding, Inc. | 0 | 0 | 0 | 0 | 6 | 0.0% | = |
| Warren Collins & Associates, dba Collins Company | 0 | 0 | 0 | 0 | 4 | 0.0% | = |
| WMB & Associates | 0 | 0 | 0 | 0 | 3 | 0.0% | = |
| | 58 | 16 | 266 | 1440 | 4693 | 30.7% | ↑ |

LAX PLA Article III, Section 6 Contractor Hiring Obligations - . . . to maximize the employment of qualified local persons residing within the area of the Project, with the goal that at least 30% of each contractor's employees hired under this Agreement shall be either residents of the cities immediately adjacent to LAX or of the City of Los Angeles ("local residents"). Contractors shall develop a hiring plan and maintain records of their compliance efforts.